

SCHOOL NEUROPSYCHOLOGICAL EVALUATION

This report is to be interpreted and used only by individuals properly trained and certified by state agencies, and/or by parents or legal guardians of the stated child. This report is confidential and must not be released to persons who do not have a legitimate professional interest in the child.

IDENTIFYING INFORMATION

Name: Sample Case
Gender: Male
School: Seven Springs Middle School
Parents/Guardians: Mrs. Case (Mother), Mr. Case (Father)
Examiner(s):
Date(s) of evaluation: n/a

Date of Birth: 6/9/2009
Ethnicity: Caucasian

Age: 14 years old
Primary Language: English
Grade: 7th

Report Date: 6/1/2023

REASON FOR REFERRAL

Sample is a 13 year 11 month old young man currently enrolled at XXX Middle School. He is enrolled in the 7th grade in a general education classroom. Sample was referred for a school neuropsychological evaluation by the IEP team due to continuing concerns with his reading, processing and comprehension in all academic subjects. Sample has received accommodated social studies work, 1:1 help with teachers, seating with positive peer models, access to the school counselor, tutoring and extended time on classwork. Despite these accommodations, Sample continues to have difficulties in all academic areas with the most difficulty being reported in English Language Arts and Social Studies. It is reported that reading and reading comprehension is hard for Sample, as well as remembering and memorizing Social Studies information, math equations and formulas.

The following referral questions will be addressed in this report:

- How is Sample's learning disability impacting his academic performance and what interventions can be utilized to support Sample with the level of support he requires?
- How does Sample's attentional difficulties and possible executive functioning weaknesses impact his classroom performance in all areas of academics?
- Does Sample present with memory weaknesses and if so, how do these weaknesses impact his ability to learn new information and retain learned information?

BACKGROUND INFORMATION

Family History:

Sample currently lives at home with his mother and spends weekends (Friday-Sunday) with his father. English is the primary language spoken in both homes. His mother reports that Sample has strengths in science and math and that he likes Rangers Baseball, WWE, Tiktok, X-box, Pokemon, Beyblades, sports, scary stories and movies. She describes Sample as good natured and a leader and a follower at times. She expressed concerns with his struggles in social studies and with reading comprehension as well as low self-esteem and negative self-talk. She would like to see Sample as a college grad in a loved subject, an average student and a good person.

Birth and Developmental History:

Sample was the product of a typical pregnancy. His mother experienced pre-eclampsia and had routine prenatal care. Sample was born via Cesarean 11 days early and weighed 6lbs., 7oz. Following his birth, he stayed 7 days in the NICU and had complications of high red blood cell counts, a milk protein allergy and weight loss. Sample met his developmental milestones as follows: sat alone, crawled and toilet trained within the average range; spoke first words and put words together early and was slightly late walking independently. His mother reports that Sample has anxiety and depression and has exposure to high conflict parenting situations. Sample eats a variety of food and sleeps on average 9 hours a night.

Health History:

Sample is an overall healthy boy with feelings of anxiety and depression as well as exposure to high conflict parenting situations. He is allergic to some grasses, Motril, Advil and Lactose. He currently takes 5 mg of Claritin as needed for his allergies. Sample does not have a history of head trauma or hospitalizations. He has a health history insignificant for serious injuries or illnesses.

Social History:

Sample presents as a quiet and softspoken boy who enjoys WWE, baseball, wrestling and basketball. He has 3 close friends, one that he's known since kindergarten and several friends that he plays sports with. His mother describes him as sweet-natured and prone to anxiety and depression. Sample reports that he has friends for different things- his close friends are the ones he likes to hang out with all the time and his other friends are ones that he likes to talk about wrestling with, play sports with or discuss WWE with.

Sample's teachers report he is friendly and reserved in class with usually one friend that he enjoys talking with. He works well in small group activities and will contribute to the conversations.

Educational History:

Sample is currently a 7th grader at Seven Springs Middle School in the *** Unified School District. Prior to enrollment at Seven Springs Middle School, Sample attended Washington Elementary School from kindergarten until he graduated in 5th grade. Sample initially qualified for special education in April of 2022 under the criteria of Specific Learning Disability due to displaying a pattern of strengths and weaknesses. Sample displayed strengths in the areas of general abilities, working memory, visual processing, fluid reasoning, listening comprehension and phonological processing. He displayed weaknesses in the areas of verbal comprehension, processing speed and reading fluency which impacted his academic performance in the classroom. Sample currently receives 740 minutes of specialized academic support in his homeroom class; 657 minutes of specialized academic instruction in a Co-Taught English Language Arts and a Co-Taught Social Studies class; and 200 minutes yearly of Individual counseling to address organization, time management and anxiety.

CURRENT ASSESSMENT INSTRUMENTS AND PROCEDURES

Behavior Assessment System for Children, Third Edition (BASC-3): The BASC-3 is an integrated system designed to facilitate the differential diagnosis and classification of a variety of emotional and behavioral disorders of children and youth ranging in age from 2 years to 21 years 11 months.

Behavior Rating Inventory of Executive Function, Second Edition (BRIEF2): BRIEF2 is a rating scale measure of executive function for children ages 5-18 reported by parents, teachers, and self-report.

Comprehensive Test of Phonological Processing, Second Edition (CTOPP-2): Assesses phonological awareness, phonological memory, and rapid naming in children and adults ages 5 to 24 years.

Feifer Assessment of Reading (FAR): Designed to measure the underlying cognitive and linguistic processes that support proficient reading in children through adults, ranging in age from 4 - 21 years.

NEPSY, Second Edition (NEPSY-II): A comprehensive instrument designed to assess neuropsychological functioning in preschool and school-age children ages 3 to 16 years.

Neuropsychological Processing Concerns Checklist for School-Aged Children & Youth – Third Edition (NPCC-3): The NPCC-3 includes seven different areas: attention, sensorimotor functions, language functions, memory and language functions, executive functions, cognitive fluency, processing speed, and academic functions (reading, writing, and math).

Wechsler Individual Achievement Test, Fourth Edition (WIAT-4): Evaluates academic achievement in reading, math, writing, and oral language (expressive and receptive) for ages 4:0 to 50:11 years.

Wechsler Intelligence Scale for Children, Fifth Edition (WISC-V): Assesses cognitive ability and problem-solving processes of children aged 6 to 16:11 years.

Wide Range Assessment of Memory and Learning, Third Edition (WRAML3): The WRAML3 is an individually administered test battery for children and adults ranging in age from 5 - 90 years, designed to assess learning and memory functions in three separate domains: auditory and verbal memory functions, visual and nonverbal memory

Beery-Buktenica Developmental Test of Visual-Motor Integration, Sixth Edition (VMI): The VMI 6th ed. is a paper and pencil motor test that is used to assess visual-motor integration ability or the ability to see and copy accurately for ages 2 to 99-11 years.

Test of Auditory Processing Skills – 4th Edition (TAPS-4): The TAPS-4 is a comprehensive set of individually administered tests designed to measure multiple aspects of auditory processing in children ranging in age from 5 to 21 years.

Test of Visual Perceptual Skills, Fourth Edition (TVPS-4): The TVPS-4 assesses visual perceptual abilities with little to no motor involvement in children ranging in age from 5 to 21 years.

Test Observations and Related Assessment Validity

Performance Validity Indicators:

Raters: Mrs. Case (M) Mrs. Jones (T) Sample Case (S)

Behavior Assessment System for Children, Third Edition (BASC-3) - Validity			
Validity Indices	Parent	Teacher	Self-Report
F Index (Faking Bad)	M (Acceptable)	T (Acceptable)	S (Acceptable)
Pattern Response Index	M (Acceptable)	T (Acceptable)	S (Acceptable)
Consistency Index	M (Acceptable)	T (Acceptable)	S (Acceptable)
L Scale (Faking Good)			S (Acceptable)
V Scale (Careless Responding)			S (Acceptable)

Raters: Mrs. Case (M) Mrs. Jones (T) Sample Case (S)

Behavior Rating Inventory of Executive Function, Second Edition (BRIEF2) - Validity			
Validity Indices	Parent	Teacher	Self-Report
Negativity	M (≤ 98 - Acceptable)	T (≤ 98 - Acceptable)	S (≤ 98 - Acceptable)
Inconsistency	M (≤ 98 - Acceptable)	T (≤ 98 - Acceptable)	S (≤ 98 - Acceptable)
Infrequency	M (99 - Acceptable)	T (99 - Acceptable)	S (99 - Acceptable)

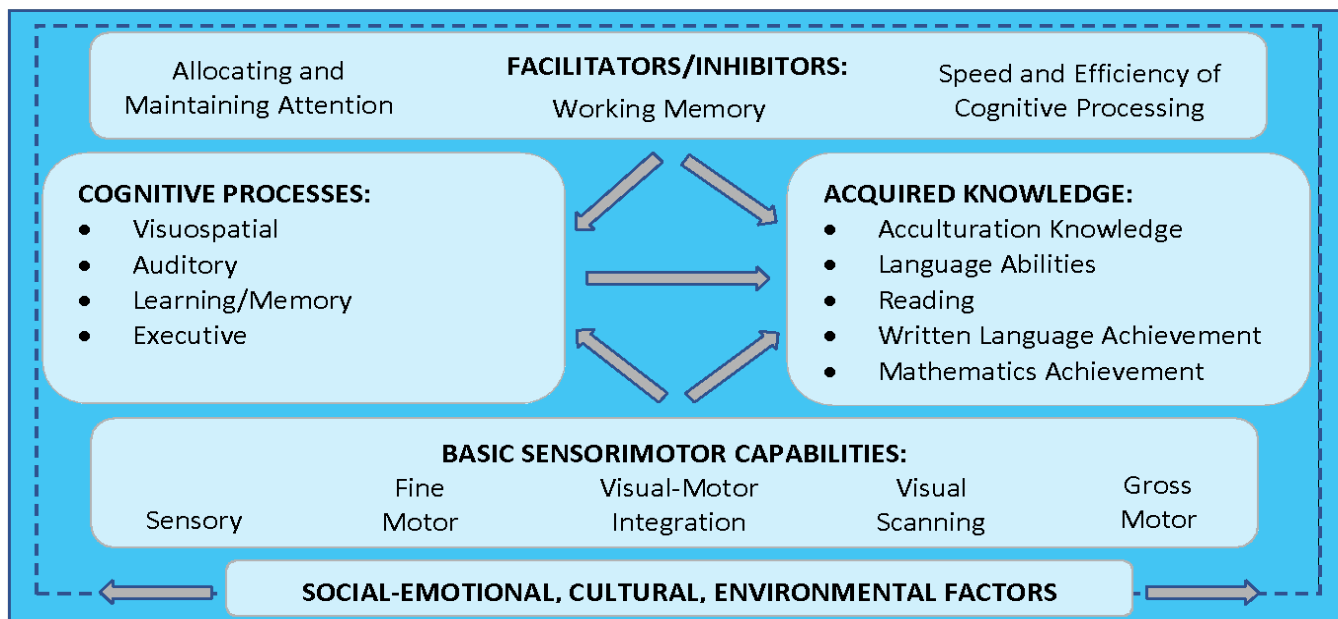
Wide Range Assessment of Memory and Learning, Third Edition (WRAML3) - Validity	
Validity Scale	Validity Indicator Score
Attention/Concentration Index	Acceptable
Recognition Raw Score Total	Acceptable
Validity Indicator Total	Acceptable

Test Observations and Related Assessment Validity Summary

Sample arrived for testing on time. He was well dressed and presented with good hygiene. Sample was fully alert and oriented at the time of testing. Rapport was readily established. Sample was quiet, friendly and engaging with the examiner. He was a very polite young man. He approached the testing in a cooperative manner and appeared to want to do his best. Speech was normal in rate and rhythm. Sample presents with a soft voice. Thought processes were logical and linear with no evidence of a thought disorder. Psychomotor behavior was within the normal range. Affect was generally appropriate. Sample put forth very strong effort throughout the testing. Sample engaged in conversations with the examiner regarding the assessments and shared that he enjoyed using manipulatives to solve the block problems and shared that he did not like the reading or math assessments. He would become visibly anxious- fidgeting in seat, playing with pens, tearing/folding/crumpling paper during the reading and math assessments. He also shared that he was not good at reading, writing or math.

The reader is reminded that these results are compiled from tests that were not normed from the same sample; however, test results have been integrated with data from other sources including review of records, interview, observations, other test results and work samples to ensure ecological validity. Standardization was followed for all administrations. No single test or procedure was used as the sole determining criteria for eligibility or educational planning. Unless otherwise noted these results are considered a valid estimate of Sample's demonstrated skills and abilities at this time.

EVALUATION RESULTS



The Integrated School Neuropsychological/Cattell-Horn-Carroll Model (Integrated SNP/CHC Model) (Miller, 2013; Miller & Maricle, 2019; Miller & Maricle, 2022) serves as the conceptual guide for this school neuropsychological evaluation. The conceptual model states that the basic cognitive processes influence all aspects of acquired knowledge (what we learn in school and through experience). Basic cognitive processes and acquired knowledge are influenced by basic sensorimotor capabilities (e.g., seeing, hearing, touching) and are either helped (facilitated) or hindered (inhibited) by other processes such as attentional skills, working memory, and speed and efficiency. All of these processes and functions may be affected by social-emotional, cultural, and/or environmental factors.

The test results are organized into the following sections which follow the Integrated SNP/CHC Model:

- Classroom Observations
- Basic Sensorimotor Functions
- Cognitive Processes: Visuospatial
- Cognitive Processes: Auditory/Phonological
- Cognitive Processes: Learning and Memory
- Cognitive Processes: Executive Functions
- Facilitators/Inhibitors: Allocating and Maintaining Attention
- Facilitators/Inhibitors: Working Memory
- Facilitators/Inhibitors: Speed, Fluency, and Efficiency of Processing
- Acquired Knowledge: Acculturation Knowledge
- Acquired Knowledge: Language Abilities

- Acquired Knowledge: Reading Achievement
- Acquired Knowledge: Written Language Achievement
- Acquired Knowledge: Mathematics Achievement
- Social-Emotional Functioning and Adaptive Behaviors

SCORES					
Standard Score STDS	Scaled Score SS	Percentile Rank PR	Percentile Rank Range - PRR	Cumulative Percentile Range - CPR	Normative Classification
> 129	> (15)	> 98%	> 75% (Above Expected)	26 - 100% (Above or Above Expected)	Superior
121 - 129	(15)	92 - 98%			Well Above Expected
111 - 120	(13) - (14)	76 - 91%			Above Expected
90 - 110	(8) - (12)	25 - 75%	26 - 75% 26 - 50% 51-75%		At Expected
80 - 89	(6) - (7)	9 - 24%	11 - 25%	11 - 25%	Slightly Below Expected
70 - 79	(4) - (5)	2 - 8%	3 - 10% 6 - 10% 2 - 5%	2 - 10%	Below Expected
< 70	(1) - (3)	< 2%	< 2%	< 2%	Well Below Expected

Classroom Observations

Sample was observed in his English class on 04/19/2022 from 10:30-11. When the observer entered the room, Sample was sitting at his desk with a group of 4 in the front of the room. He was seated quiet and listened to peers sharing about what they did over Spring Break. Once students were done sharing, his teacher posted a link for a survey and Sample began to complete the survey. When the teacher asked who was still working after several minutes, Sample and 2 other peers raised their hands. They were directed to finish up while she began to give the next set of directions. Sample completed the survey and appeared to be listening to the directions for their Passion Project. They were asked to describe their passion, how it reflects their identity and how this passion can help solve a problem. Sample chose wrestling and discussed in a quiet voice with his teacher how it can help solve a problem. Sample and his teacher discussed that wrestling can help students who may be angry or have bad feelings so his solution for wrestling was that wrestling workshops can help students who struggle with depression or big emotions by providing an outlet for those feelings. Sample completed the worksheets on his Chromebook and then whispered quietly to a peer while waiting for the class to finish up. When the observer left, Sample was leaning over his desk to look at something on his peer's computer screen.

Basic Sensorimotor Functions

Sensory functions encompass our ability to process visual, auditory, kinesthetic, and olfactory information. Dysfunctions in any single sensory system can have a dramatic effect on a child's learning capabilities and behavioral regulation. Motor functions encompass both fine motor skills (e.g., picking up or manipulating small objects, holding a pencil correctly, buttoning a button) and gross motor skills (e.g., walking in a balanced and coordinated manner, running, jumping, riding a bike).

Presenting Concerns (NPCC-3)

Mrs. Case Says: "Sample's mother and teacher did not report any concerns with Sample's sensorimotor functioning. All sensorimotor functioning appears to be age appropriate for Sample." Lateral Preference: Measures hand dominance or preference when completing motor activities. Lateral Preference: Left. Parent and Sample report that he throws and catches left-handed as well as writes left handed. Sensory Functions: Measures auditory and visual acuity (how well the student hears and sees) and measures of tactile sensation and perception (how well the student responds to touch). Per the parent and teacher's responses on the NPCC-3, there appear to be no significant concerns with Sample's auditory acuity, visual perception, tactile sensation and perception. Sample's sensory functions appear to be in the expected age range for his age.

Current Levels of Functioning

Fine Motor Functions: Measures ability to move fingers and hands in a coordinated manner.

Fine Motor Functions							
Instrument – Subtest: Description	Well Below Expected	Below Expected	Slightly Below Expected	At Expected	Above Expected	Well Above Expected	Superior
Coordinated Finger/Hand Movements							
NEPSY-II Fingertip Tapping Dominant Hand Combined				(10)			
NEPSY-II Fingertip Tapping Nondominant Hand Combined				(9)			
● Repetitions Combined				(8)			
● Sequences Combined				(11)			

The NEPSY-II subtests measuring fine motor speed and coordination (Finger Tapping,) examine a student's ability to accurately and smoothly perform fine motor tasks. Differences between dominant and nondominant hand skills are compared. Sample demonstrates average fine motor planning abilities. This indicates that Sample is able to plan and coordinate his body in a well planned and accurate manner. Which is reflective of parent and teacher reports regarding Sample's fine motor abilities in the classroom and in the home setting.

Visual-Motor Integration Skills: Measures ability to copy objects on paper.

Visual-Motor Integration Skills							
Instrument – Subtest: Description	Well Below Expected	Below Expected	Slightly Below Expected	At Expected	Above Expected	Well Above Expected	Superior
Visual-Motor Copying Skills							
VMI (6th ed.) Total			86				
• Visual Perception			85				
• Motor Coordination			89				

Sample's visual motor integration, visual perception and motor coordination were measured to be in the slightly below expected range. This indicates that in the classroom, note taking and frequent writing may be slightly challenging for Sample.

Visual Scanning Skills: Measures ability to visually scan information.

Visual Scanning / Tracking							
Instrument – Subtest: Description	Well Below Expected	Below Expected	Slightly Below Expected	At Expected	Above Expected	Well Above Expected	Superior
Indirect Measures of Visual Scanning/Tracking							
NEPSY-II Picture Puzzles Total				(8)			
WISC-V Coding		(4)					
WISC-V Symbol Search				(8)			

Sample's visual scanning skills ranged from below expected to at expected. Sample performed in the below expected range when he was asked to copy symbols paired with numbers and performed in the at expected range when asked to scan and match a shape to the target shape and when asked to identify small parts of a whole puzzle. This indicates that Sample may have some challenges with visual scanning when paired with motor speed, so academic tasks involving writing quickly while visually scanning may be challenging, such as note taking, copying notes from a book/the board or solving math problems.

Gross Motor Skills: Sample appears to have average gross motor functioning as reported by himself, his mother and his teacher. Sample is an active boy who participates in wrestling, baseball and basketball. During observations, Sample was able to navigate around campus, around his classroom and within the examiner's office with no difficulties. Sample's gross motor skills appear to be well-developed and age appropriate.

Summary of Visuospatial Processes

Overall, Sample's mother and teacher reported no concerns with Sample's sensorimotor functioning. On standardized assessments, Sample displayed at expected abilities in the areas of: visual scanning with minimal to no motor speed involvement and slightly below expected to below expected abilities in the areas of: visual motor integration and visual scanning when paired with motor speed. It appears that when Sample is asked to copy information or asked to control his writing in a precise manner, he has some difficulty. This indicates that in the classroom, Sample may present with challenges when asked to take notes, copy from a book/the board, scan a worksheet and solve math problems.

Cognitive Processes: Visuospatial

Visual-spatial processes include visual-spatial perception and visual spatial reasoning.

Presenting Concerns (NPCC-3)

<p>Mrs. Case Says: "Sample's mother and teacher report no concerns in the home or classroom setting with Sample's visuospatial processing. They both indicate that Sample knows his directions and does not display challenges when completing puzzles." </p>

Current Levels of Functioning

Visuospatial Perception: Measures ability to make visual discriminations, locate objects in space, and construct objects.

Visuospatial Perception							
Instrument – Subtest: Description	Well Below Expected	Below Expected	Slightly Below Expected	At Expected	Above Expected	Well Above Expected	Superior
Overall Visuospatial Indices							

TVPS-4 Overall Index			80				
Visual Discrimination and Spatial Localization							
FAR Visual Perception	65 ¹						
NEPSY-II Picture Puzzles Total				(8)			
TVPS-4 Visual Discrimination			(7)				
Visual-Motor Constructions							
NEPSY-II Block Construction Total				(11)			
WISC-V Block Design				(10)			

¹ Based on grade norms not age norms.

Sample's visuospatial perception is measured to range from the well below expected range to the expected range. When Sample was asked to identify and mark letters written backwards within a time limit, he performed in the well below expected range, when he was asked to point to a design that matched a target design, he performed in the slightly below expected range and when asked to create designs using manipulatives, he performed in the at expected range. Sample displayed the same challenges in the area of visual scanning and motor coordination. It appears that when Sample is asked to scan visually and write, he has challenges.

It is noted that when Sample was asked to reconstruct designs utilizing blocks, he was very excited and said it reminded him of playing with Legos when he was younger. He was very engaged in the task and enjoyed it.

Visuospatial Reasoning: Measures ability to recognize spatial configurations, identify objects with missing parts, and match similar visual patterns.

Visuospatial Reasoning							
Instrument – Subtest: Description	Well Below Expected	Below Expected	Slightly Below Expected	At Expected	Above Expected	Well Above Expected	Superior
Recognizing Spatial Configurations							
TVPS-4 Spatial Relationships				(10)			
WISC-V Visual Puzzles				(12)			
Visual Gestalt Closure							
TVPS-4 Visual Figure-Ground				(11)			
TVPS-4 Visual Closure				(10)			
Visuospatial Analyses with and without Mental Rotations							
NEPSY-II Geometric Puzzles Total				(9)			
TVPS-4 Form Constancy				(12)			

Sample's abilities to recognize spatial configurations, discriminate shapes in various states of design and visually match shapes were measured to be in the at expected range. This indicates that Sample should not have difficulties in the classroom in areas such as mathematics including geometry.

Summary of Visuospatial Processes

Overall, Sample's visuospatial abilities fell within the well below expected range to the at expected range. Sample had difficulty when asked to identify and mark letters written backwards within a time limit, which is consistent with his performance on other measures that require him to scan and mark items. When asked to recreate designs utilizing manipulatives and when asked to recognize spatial configurations, discriminate shapes and visually match shapes, he performed in the at expected range.

This indicates that in the classroom, Sample will be able to utilize manipulatives appropriately, complete tasks which require visual discrimination such as math and geometry and is able to adequately reason visuospatially. Sample will have difficulty when asked to scan and utilize motor coordination such as note taking and writing, so utilizing prewritten notes and allowing Sample to type will make these tasks easier and more meaningful.

Cognitive Processes: Auditory/Phonological

We live in a language-rich society where verbal skills are often valued above nonverbal skills. The building blocks of language are basic sound discrimination and auditory processing skills.

Presenting Concerns (NPCC-3)

<p>Mrs. Case Says: "Sample's mother and teacher report no concerns with Sample's auditory and phonological functioning. They both report his sound discrimination, blending of words, rhyming and reading of words to be within the expected range for his age."</p>

Current Levels of Functioning

Auditory/Phonological Processes: Measures ability to discriminate differences in sounds and speech and to apply basic auditory and phonological processing skills.

Auditory/Phonological Processes							
Instrument – Subtest: Description	Well Below Expected	Below Expected	Slightly Below Expected	At Expected	Above Expected	Well Above Expected	Superior
Auditory/Phonological							
CTOPP2 Phonological Awareness Composite (ages 7-24)				107			
• Blending Words				(12)			
• Elision				(9)			
• Phoneme Isolation				(10)			
• Blending Nonwords				(12)			
FAR Phonemic Awareness					115 ¹		
FAR Positioning Sounds			87 ¹				
WIAT-4 Phonemic Proficiency				102			

¹ Based on grade norms not age norms.

Summary of Auditory/Phonological Processes

Sample's parent and teacher report no concerns with his auditory and phonological processing. Standardized measures indicate he has well developed auditory and phonological processing. He is able to adequately blend words together, break words into smaller parts, manipulate words and sounds within words and determine missing sounds in words. Overall, Sample displays age appropriate phonological and auditory processing skills.

Cognitive Processes: Learning and Memory

Memory is a significant contributor to the learning process. Memory is comprised of multiple interactive systems and is measures across multiple time periods (e.g., immediate, short-term memory, long-term). Each of the types of memory may be tested using different modalities; for example, using either verbal information, visual information, or both.

Presenting Concerns: The Neuropsychological Processing Concerns Checklist for School-Aged Children & Youth – Third Edition (NPCC-3) was completed by Raters: Mrs. Case (M) Mrs. Jones (T).

Learning and Memory Functions	Severe	Moderate	Mild	Not Observed
General Learning Efficiency				
Difficulty learning new verbal information.		T	M	
Difficulty learning new visual information.		T	M	
Difficulty integrating verbal and visual information.			M T	
Long-Term Memory Difficulties				
Forgets where personal items or schoolwork were left.			T	M
Forgets to turn in homework assignments.			T	M
Does well on daily assignments but does not do well on end of the week quizzes.		T	M	

Mrs. Case Says: "Sample's mother reports mild concerns with his ability to learn new information both visually and verbally as well as his ability to retain and recall information over a week or so. His teacher reports mild concerns with his ability to integrate visual and verbal information and his ability to turn in homework. She also reported moderate concerns with his ability to learn information both visually and verbally and to demonstrate what he's learned via quizzes and tests. "

Current Levels of Functioning

WRAML3 Memory Indices							
Instrument – Subtest: Description	Well Below Expected	Below Expected	Slightly Below Expected	At Expected	Above Expected	Well Above Expected	Superior
General Immediate Memory Index			86				
• Visual Immediate Memory Index		76					
• Verbal Immediate Memory Index				100			
General Delayed Index		71					
• Visual Delayed Index		79					
• Verbal Delayed Index		79					

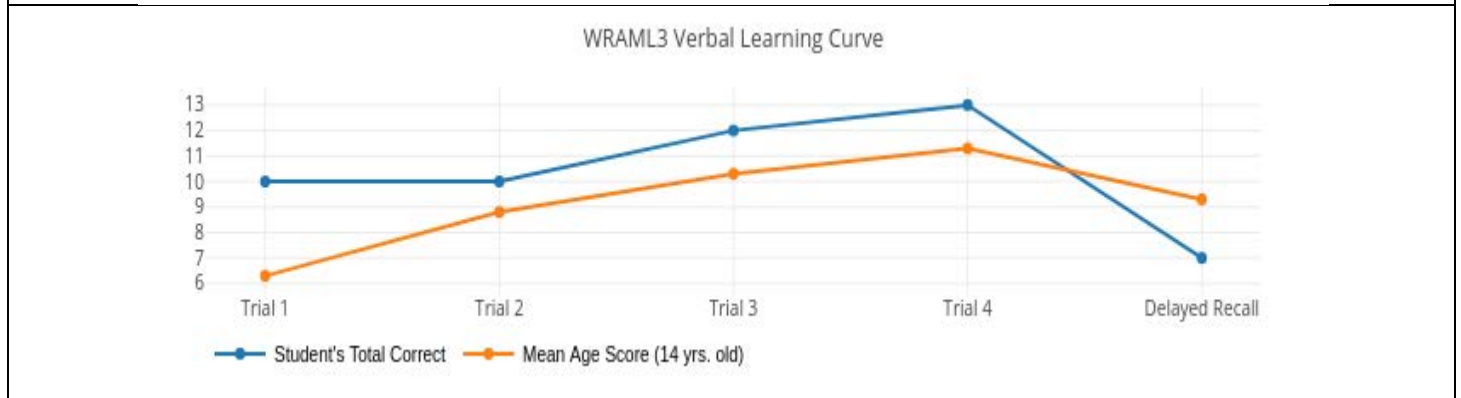
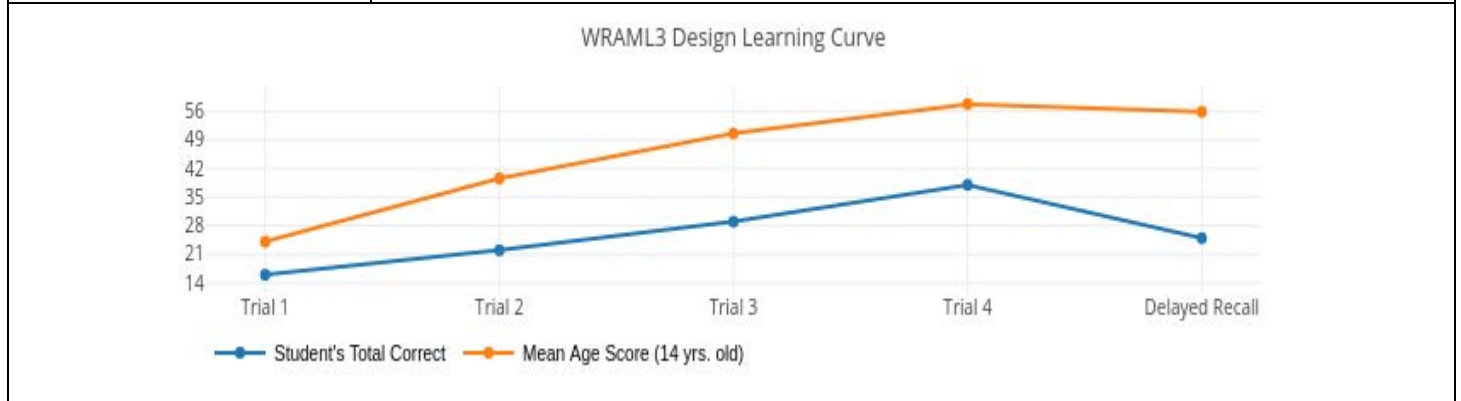
General Recognition Index				92			
• Visual Recognition Index			88				
• Verbal Recognition Index				100			
Working Memory Index			80				

Sample displayed expected abilities in the areas of verbal immediate memory verbal recognition and attention/concentration. Sample demonstrated expected abilities when learning information verbally as well as expected levels of attention and concentration and his ability to recall verbally learned information when provided with cues.

Sample's visual recognition and overall working memory is measured to be in the slightly below expected range. He demonstrated slightly below expected abilities when given cues to help him recall visual information. Sample's visual immediate memory, visual delayed memory and his verbal delayed memory is measured to be in the below expected range. Sample demonstrated below expected abilities when learning information visually as well as when asked to recall visually and verbally learned information.

Rate of Learning: Measures the ability to learn new information over repeated trials.

Rate of Learning							
Instrument – Subtest: Description	Well Below Expected	Below Expected	Slightly Below Expected	At Expected	Above Expected	Well Above Expected	Superior
Verbal Learning							
WRAML3 Verbal Learning					(14)		
• Learning Slope	<i>Standardization Sample Base Rate = ≤ 15%</i>						
• Intrusions	<i>Standardization Sample Base Rate = ≤ 15%</i>						
• Repetitions	<i>Standardization Sample Base Rate = ≤ 15%</i>						
• Primacy Effect	<i>Standardization Sample Base Rate = ≤ 15%</i>						
• Recency Effect	<i>Standardization Sample Base Rate = ≤ 15%</i>						
Visual Learning							
WRAML3 - Design Learning		(5)					
• Learning Slope (Trial 1 - Trial 4)	<i>Standardization Sample Base Rate = ≤ 15%</i>						
• Upper Left Quadrant Total	<i>Standardization Sample Base Rate = ≤ 15%</i>						
• Upper Right Quadrant Total	<i>Standardization Sample Base Rate = ≤ 15%</i>						
• Lower Left Quadrant Total	<i>Standardization Sample Base Rate = ≤ 15%</i>						
• Lower Right Quadrant Total	<i>Standardization Sample Base Rate = ≤ 15%</i>						



Sample's rate of learning was calculated regarding his ability to learn new information both verbally and visually. Sample presented with higher rates of learning when information was learned verbally and challenges when information as learned visually. As the charts above notate, Sample learned more words than peers his own age immediately but when asked to recall the verbally learned words after a delay, he recalled less than his peers. When Sample was asked to learn information presented visually through designs, he was able to recall significantly less than his peers both immediately and after a delay. This indicates that Sample's rate of visual learning is lower than that of his same aged peers and that his delayed recall of information learned both visually and verbally is lower than that of his peers. In the classroom, Sample will learn best when information is presented and paired both verbally and visually and he may struggle to recall information after a period of time has passed.

Verbal versus Visual Immediate Memory: Measures ability to remember verbal or visual information immediately after it is presented.

Immediate Verbal Memory							
Instrument – Subtest: Description	Well Below Expected	Below Expected	Slightly Below Expected	At Expected	Above Expected	Well Above Expected	Superior
Number Recall (No Contextual Cues)							
CTOPP-2 Phonological Memory Composite (ages 7-24)				101			
• Memory for Digits				(10)			
• Nonword Repetition				(10)			
WRAML3 Number Letter				(9)			
WISC-V Digit Span				(9)			
• Digits Forward				(8)			
Word Recall (No Contextual Cues)							
FAR Word Recall				109 ¹			
NEPSY-II Word List Interference Repetition				(8)			
TAPS-4 Word Memory				(11)			
Sentence Recall (with Contextual Cues)							
TAPS-4 Sentence Memory				(9)			
WIAT-4 Oral Expression Sentence Repetition				110			
WRAML3 Sentence Memory				(8)			
Story Recall (with Contextual Cues)							
NEPSY-II Narrative Memory Free Recall		(5)					
• Free & Cued Recall			(6)				
WRAML3 Story Memory			(6)				
• Story C			(6)				
• Story D			(6)				
• Verbatim Total			(7)				
• Gist Total				(9)			

¹ Based on grade norms not age norms.

Sample's immediate verbal memory indicates that overall, Sample has well developed immediate verbal memory, however he did present with some challenges when asked to recall information from stories. When Sample was presented with arbitrary numbers and letters, he was able to recall and repeat them back immediately as well as recall and repeat back words and sentences. When read a story and asked to repeat the story back, he had difficulty. He was able to recall some information, but not a lot. Overall, this indicates that when Sample is asked to recall immediately information he's learned, he will have no difficulty unless there is a large quantity of information, then he may have challenges and forget parts of what he's being asked to recall. In the classroom, information should be chunked in small amounts to make it easier for Sample to recall.

Verbal versus Visual Immediate Memory: Measures ability to remember verbal or visual information immediately after it is presented.

Immediate Visual Memory							
Instrument – Subtest: Description	Well Below Expected	Below Expected	Slightly Below Expected	At Expected	Above Expected	Well Above Expected	Superior
Abstract Designs with Motor Response (no Contextual Cues)							
NEPSY-II Memory for Designs Total			(6)				
• Content			(7)				
• Spatial		(5)					
Abstract Designs with Verbal Response (no Contextual Cues)							
TVPS-4 Sequential Memory			(6)				
TVPS-4 Visual Memory		(4)					

Faces with Verbal or Pointing Response (no Contextual Cues)						
NEPSY-II Memory for Faces Total Score			(7)			
Spatial Locations with Motor Response (no Contextual Cues)						
WRAML3 Finger Windows				(9)		
Picture or Symbolic (with Contextual Cues)						
WRAML3 Picture Memory			(7)			
• Commission Errors	$\leq 5\%$					

Sample's immediate visual memory was assessed and his immediate visual memory fell within the below expected to at expected range. Sample presented with below expected abilities when asked to redraw shapes in their proper locations as well as retain and recall a series of shapes presented. He displayed slightly below expected abilities when asked to place cards in the correct placement to recreate a previously seen design, recall a previously seen single design, recall a previously seen face and identify items in a picture that were different from a previously seen picture. Sample presented with expected abilities when asked to tactilely touch a demonstrated pattern.

This indicates that overall, Sample has challenges when asked to recall and draw/write information he's previously learned in a visual fashion as well as retain visually learned information. In the classroom, Sample may have more difficulty recalling abstract and novel information and may need multiple exposures to retain the presented visual information.

Delayed Memory: Recall versus Recognition: Measures ability to remember or recognize verbal or visual information that was presented after a delay.

Delayed Verbal Memory							
Instrument – Subtest: Description	Well Below Expected	Below Expected	Slightly Below Expected	At Expected	Above Expected	Well Above Expected	Superior
Delayed Verbal Recall (without Contextual Cues)							
WRAML3 Verbal Learning Delayed			(7)				
Delayed Verbal Recall (with Contextual Cues)							
WRAML3 Story Memory Delayed	(3)						
Delayed Verbal Recognition (without Contextual Cues)							
WRAML3 Verbal Learning Recognition				(11)			
• Semantic Errors	<i>Standardization Sample Base Rate = $\leq 15\%$</i>						
• Phonological Errors	<i>Standardization Sample Base Rate = $\leq 15\%$</i>						
Delayed Verbal Recognition (with Contextual Cues)							
WRAML3 Story Memory Recognition				(9)			

Sample displayed some challenges when asked to recall verbal information after a delay of approximately 20-30 minutes. Sample performed in the well below expected range when asked to recall details from a story, performed in the slightly below expected range when asked to recall lists of random words and in the at expected range when asked to recall the previously learned words and stories while being provided semantic cues. This indicates that Sample is able to retain previously learned information but may have difficulty recalling it unless provided with cues to help him retrieve it. Both information presented with contextual cues and without contextual cues were challenging for Sample to recall after a delay, but his recall for both information with and without contextual cues increased significantly when provided with semantic cues to help him recall the information.

In the classroom, Sample will benefit from cues to help him recall previously recalled information- multiple choice questions will be helpful, as well as verbal semantic cues to help him retrieve the information.

Delayed Memory: Recall versus Recognition: Measures ability to remember or recognize verbal or visual information that was presented after a delay.

Delayed Visual Memory							
Instrument – Subtest: Description	Well Below Expected	Below Expected	Slightly Below Expected	At Expected	Above Expected	Well Above Expected	Superior
Delayed Visual Recall (without Contextual Cues)							
NEPSY-II Memory for Faces Delayed Total			(7)				
NEPSY-II Memory for Designs Delayed Total		(5)					
• Delayed Content			(6)				
• Delayed Spatial	(3)						
WRAML3 Design Learning Delayed			(7)				

Delayed Visual Recall (with Contextual Cues)							
WRAML3 Picture Memory Delayed			(6)				
Delayed Visual Recognition (without Contextual Cues)							
WRAML3 Design Learning Recognition				(11)			
Delayed Visual Recognition (with Contextual Cues)							
WRAML3 Picture Memory Recognition		(5)					

Sample's delayed visual memory was measured to be in the well below expected to the expected range. When asked to recall the location of designs previously seen, Sample had significant difficulty. When asked to recall faces, design elements he had previously seen and pictures he had previous seen, he presented with slightly below expected abilities. Sample demonstrated at expected abilities when provided with visual cues (multiple pictures to choose from). Sample appeared to benefit from visual cues when the material was arbitrary shapes, but demonstrated difficulty when the visual cues were presented for material that had meaning.

In the classroom, Sample will benefit from repeatedly viewing and reviewing visual materials and will benefit from being provided with visual cues to help him recall the previously learned information.

Verbal – Visual Associative Learning and Recall: Measures ability to learn and remember information that requires both verbal and visual associations.

Verbal-Visual Associative Learning and Recall							
Instrument – Subtest: Description	Well Below Expected	Below Expected	Slightly Below Expected	At Expected	Above Expected	Well Above Expected	Superior
Verbal-Visual Associative Storage and Retrieval							
WISC-V Storage and Retrieval Index			80				
Verbal-Visual Associative Learning							
NEPSY-II Memory for Names Total				(8)			
WISC-V Immediate Symbol Translation			85				
Verbal-Visual Associative Delayed Recall							
NEPSY-II Memory for Names Delayed Total			(6)				
NEPSY-II Memory for Names and Memory for Names Delayed Total Score			(7)				
WISC-V Delayed Symbol Translation		78					
Verbal-Visual Associative Delayed Recognition							
WISC-V Recognition Symbol Translation				90			

Sample's verbal-visual learning and recall was measured to be within the below expected to at expected range. Sample displayed adequate abilities to learn the names of faces and to recall previously learned symbol names when provided with cues to help him recall the names. He displayed slightly below expected abilities when asked to immediately recall symbol names and recall the names of faces after a delay.

Summary of Learning and Memory Processes

Sample's mother and teacher report concerns with Sample's ability to recall information that he's learned over the course of a week and his ability to remember to do things like turn in homework and learn information both visually and verbally.

Sample's immediate memory, delayed memory and verbal-visual associative learning was measured and Sample displayed scattered abilities ranging from the well below expected range to the at expected range.

Sample displayed below expected abilities when recalling new information learned visually however when asked to recall information learned verbally, he performed better. When learning information verbally, Sample is able to better recall the information learned immediately, but has challenges encoding, storing and retrieving the learned information. He benefits from verbal cues to help him recall verbally learned information.

When material is learned visually, Sample has challenges recalling the information immediately and has significant challenges recalling it after a delay.

It is noted that semantic cues help Sample recall visually learned information.

In the classroom, cues will imperative for Sample to be able to recall information both immediately and after a delay. Sample will benefit from the pairing of visual and verbal information together in addition to semantic cues to help him recall information he's

previously learned. In addition, Sample will benefit from repetition to help encode learned information and will benefit from making meaningful connections to the material being learned. Sample will also benefit from typing/writing his homework assignments in a planner as a way to help him remember what he needs to do and by when. Sample may also benefit from checklists and frequent reminders to make sure he's taking notes on materials learned.

Cognitive Processes: Executive Functions

Executive functioning can be conceptualized into two broad areas: cognitive and behavioral/emotional control. Each of these broad areas has some relationship to the frontal lobes of the brain. The cognitive aspects of executive functioning include concept generation and problem solving. The behavioral/emotional aspects of executive functioning relate to the inhibitory controls of behavior (e.g., impulsivity, regulation of emotional tone, etc.).

Presenting Concerns: The Neuropsychological Processing Concerns Checklist for School-Aged Children & Youth – Third Edition (NPCC-3) was completed by: Raters: Mrs. Case (M) Mrs. Jones (T).

Executive Functions	Severe	Moderate	Mild	Not Observed
Flexibility in Thinking Difficulties				
Does not seem to hear anything else while watching TV.			M T	
Planning Difficulties				
Quickly becomes frustrated and gives up easily.			M T	
Difficulty figuring out how to start a complex task.			M T	
Difficulty sticking to a plan of action.			M T	
Problem Solving and Organizing Difficulties				
Difficulty learning new concepts or activities.			M T	
Frequently loses track of possessions.		M	T	
Behavioral/Emotional Regulation Difficulties				
Does not seem to think before acting.			M	T

Mrs. Case Says: "Sample's mother and teacher report mild concerns with his planning, learning new concepts, losing track of his items and not thinking before acting. His mother also shared that Sample gets frustrated with himself easily and wants to quit when he begins feeling frustrated. His teacher reports he moves from task to task or assignment to assignment, but does not often complete the whole task or assignment. Both his mother and teacher feel Sample has low frustration tolerance and quits when he feels things are hard. "

Current Levels of Functioning

Cognitive Flexibility (Set Shifting): Measures ability to stop focusing on one activity and start focusing on another activity.

Cognitive Flexibility (Set Shifting)							
Instrument – Subtest: Description	Well Below Expected	Below Expected	Slightly Below Expected	At Expected	Above Expected	Well Above Expected	Superior
Verbal Cognitive Flexibility							
NEPSY-II Inhibition Switching Combined	(2)						
• Total Completion Time		(4)					
• Total Errors	< 2%						
• Uncorrected Errors		6 - 10%					
• Self-Corrected Errors		2 - 5%					
Verbal and Visual Cognitive Flexibility							
NEPSY-II Response Set Combined Score				(8)			
• Total Commission Errors				26 - 50%			
• Total Correct				(11)			
○ Total Omission Errors				51 - 75%			
○ Total Inhibitory Errors				51 - 75%			

Sample's verbal flexibility was measured to be in the well below expected to expected range. When Sample was asked to listen to a series of words and touch colors in relation to the rules learned, he performed in the at expected range. In contrast, when Sample was asked to read a series of directions and shapes given specific parameters, he displayed significant difficulty remembering the rules presented and reading according to these rules. It is noted that Sample performed in the below expected range on other NEPSY Inhibition tasks which are prerequisites to the NEPSY Inhibition Switching. His performance on the prerequisite subtests impact his ability to perform the tasks required on this particular subtest.

It appears Sample had difficulty when asked to verbally read and remember the rules, as opposed to listening, touching and remembering the rules. Sample would frequently verbalize "This is hard" and "I don't like this" and would often ask how much more

of these he had to do. This indicates that Sample may have trouble shifting his thoughts and cognitive processes from one task to another.

Concept Recognition and Generation: Measures ability to recognize or generate multiple ways of classifying or categorizing objects, pictures, or words.

Concept Recognition and Generation							
Instrument – Subtest: Description	Well Below Expected	Below Expected	Slightly Below Expected	At Expected	Above Expected	Well Above Expected	Superior
Concept Generation							
NEPSY-II Animal Sorting Combined				(11)			
• Correct Sorts				(11)			
• Errors				51 - 75%			
○ Novel Sort Errors				51 - 75%			
○ Repeated Sort Errors				51 - 75%			
WISC-V Similarities				(9)			

Sample's concept recognition and generation was measured to be in the at expected range. He was asked to sort animals into different categories as well as asked to verbally describe how two words were similar. Sample was able to sort and articulate in an age appropriate and concise manner.

Problem Solving, Fluid Reasoning, and Planning: Measures the ability to solve problems, apply reasoning skills, and use planning strategies.

Problem Solving, Fluid Reasoning, and Planning							
Instrument – Subtest: Description	Well Below Expected	Below Expected	Slightly Below Expected	At Expected	Above Expected	Well Above Expected	Superior
Verbal Deductive and Inductive Reasoning							
WISC-V Comprehension					(13)		
Visual Deductive and Inductive Reasoning							
WISC-V Matrix Reasoning				(11)			
WISC-V Picture Concepts				(10)			
Quantitative Reasoning							
WISC-V Figure Weights				(10)			

Sample's visual, verbal and quantitative reasoning was measured to be in the at expected range. He was able to answer questions, visually solve matrixes that had missing pieces, identify how pictures shared characteristics and identify how items were related to each other.

Response Inhibition: Measures the ability to learn and demonstrate a new response to a stimulus instead of producing a typical response.

Response Inhibition							
Instrument – Subtest: Description	Well Below Expected	Below Expected	Slightly Below Expected	At Expected	Above Expected	Well Above Expected	Superior
Verbal Response Inhibition							
NEPSY-II Inhibition (Condition 2) Combined	(2)						
• Completion Time		(5)					
• Errors	< 2%						
○ Uncorrected Errors				26 - 50%			
○ Self-Corrected Errors		2 - 5%					

Sample's verbal response inhibition was measured to be in the well below expected to below expected range. Sample had significant challenges when asked to quickly name items given a set of parameters to remember. Sample made quite a few mistakes while reading but would catch and correct himself. This indicates that Sample has good self-monitoring abilities.

Raters: Mrs. Case (M) Mrs. Jones (T)

Behavior Assessment System for Children, Third Edition (BASC-3)		
Indices	Not Elevated	Elevated

Overall Executive Functioning Index	M T	
Problem Solving Index	M T	
Attentional Control Index	M T	
Behavioral Control Index	M T	
Emotional Control Index	M T	

Sample's mother and teacher report his overall executive functioning, problem solving, attentional control, behavior control and emotional control to be within the average range as measured by the BASC-3.

Summary of Executive Functions

Sample's mother and teacher reported mild concerns with his ability to plan, learn new concepts, disorganization and impulse control. It was reported that Sample loses items, gets frustrated easily and gives up quickly and moves from one task to another when he feels the task becomes too hard and doesn't finish work.

When asked to generate concepts using both picture cards and verbally, Sample had no difficulties articulating, verbalizing and describing the concepts he was asked about. When asked to answer comprehension questions and use inductive and deductive reasoning to solve a series of problems, Sample performed in the at expected range. Sample has a strong grasp of concepts, inductive and deductive reasoning. Sample also demonstrated good self-monitoring abilities.

When Sample's cognitive flexibility was measured, he performed in the well below to below average range when information was presented that Sample had to remember and act accordingly with while reading and within the expected range when information was presented auditorily to him. These challenges were also seen when Sample was asked to verbally name shapes given specific parameters and rules. Sample may have trouble shifting his thoughts and cognitive processes from one task to another and he appeared to have difficulty remembering the rules he was taught and applying said rules to what he was asked to read. This indicates that Sample has challenges with cognitive flexibility regarding new and novel rules and stimuli. Sample will benefit from repetition and discussions of "why" when presented with new or novel rules and ideas.

Facilitators/Inhibitors: Allocating and Maintaining Attention

Attention is a complex and multifaceted construct used when an individual must focus on certain stimuli for information processing. To regulate thinking and complete tasks of daily living such as schoolwork, it is necessary to be able to attend to both auditory and visual stimuli in the environment. Attention can be viewed as the foundation of all other higher-order processing. In other words, if attention is compromised it can adversely affect other cognitive processes of language, memory, visuospatial skills, etc. Attention can be divided into four subareas:

- Selective/Focused attention refers to the ability to pay attention to relevant information while ignoring irrelevant information. An example of selective/focused attention would be the child's ability to pay attention to only the classroom teacher when there is the noise and the visual distracters of the classroom to ignore.
- Sustained attention refers to the ability to maintain an attention span over a prolonged period of time.
- Attentional capacity refers to the child's ability to recall information ranging from small chunks (e.g., a string of numbers or letters), to larger chunks of information (e.g., list of unrelated words or sentences of increasing length and complexity), and to even larger semantically complex chunks of information (e.g., memory for stories).

Presenting Concerns: The Neuropsychological Processing Concerns Checklist for School-Aged Children & Youth – Third Edition (NPCC-3) was completed by: Raters: Mrs. Case (M) Mrs. Jones (T).

Attention Functions	Severe	Moderate	Mild	Not Observed
Selective or Sustained Attention Difficulties				
Seems to get overwhelmed with difficult tasks.		M	T	
Difficulty paying attention for a long period of time.			M T	
Seems to lose place in an academic task.		T	M	
Inattentive to details or makes careless mistakes.			M T	

Mrs. Case Says: "Sample's mother and teacher report Sample gets overwhelmed with difficult tasks, has difficulty sustaining his attention for long periods of time, seems to get lost while doing his work and can make careless mistakes."

Current Levels of Functioning

Selective/Focused and Sustained Attention: Measures ability to identify targets (visual or auditory) that are embedded among many distractors or filtering extraneous information and measures the ability to pay attention over prolonged periods of time.

Selective/Focused and Sustained Attention							
Instrument – Subtest: Description	Well Below Expected	Below Expected	Slightly Below Expected	At Expected	Above Expected	Well Above Expected	Superior
Overall Assessment of Attention							
WRAML3 Attention/Concentration Index				94			

Auditory Selective/Focused and Sustained Attention					
NEPSY-II Auditory Attention Combined				(8)	
• Commission Errors				51 - 75%	
• Total Correct				(9)	
○ Omission Errors				26 - 50%	
○ Inhibitory Errors				26 - 50%	

Attentional Capacity: Measures the ability to learn information with increased content and meaning.

Attentional Capacity							
Instrument – Subtest: Description	Well Below Expected	Below Expected	Slightly Below Expected	At Expected	Above Expected	Well Above Expected	Superior
Attentional Capacity for Numbers or Letters with Verbal Response							
WISC-V Digit Span Forward				(8)			
WRAML3 Number Letter				(9)			
Attentional Capacity for Visual Sequential Patterns with Motor Response							
WRAML3 Finger Windows				(9)			
Attentional Capacity for Words and Sentences (Increased Meaning) with Verbal or Motoric Response							
WIAT-4 Oral Expression Sentence Repetition				110			
WRAML3 Sentence Memory				(8)			
Attentional Capacity for Stories (Even more Contextual Meaning) with Verbal Response							
NEPSY-II Narrative Memory Free Recall		(5)					
WRAML3 Story Memory			(6)				

Sample's attentional capacity was measured to be within the slightly below expected to expected range. Sample had no difficulties holding on to information and repeating it back until the information became longer. When long sentences were presented or a story, Sample had more difficulty sustaining his attention and being able to recall the information he had just heard. It is noted that while Sample's performance on standardized measures of attention were in the expected range, one needs to remember that these subtests were completed in an ideal environment meant to limit distractions- quiet, one to one setting. Sample's attention is in the expected range in this type of environment; however, it is noted that in a "typical" environment (i.e., classroom) Sample has difficulty sustaining attention for long periods of time, therefore it will be beneficial for Sample to be in a quiet environment with minimal distractions for best attentional performance. It will also be beneficial for Sample to have information chunked into small amounts to make attending to the presented information and remembering the presented information easier for him.

Ratings of Attention: Raters: Sample Case (S) Mrs. Case (M) Mrs. Jones (T)

Behavior Assessment System for Children, Third Edition (BASC-3) - Ratings of Attention						
Scale	Average		At-Risk		Clinically Significant	
	First Group	Second Group	First Group	Second Group	First Group	Second Group
First Group Comparison: General Norms Gender Combined						
Second Group Comparison: ADHD Norms Gender Combined						
Clinical Scales (T-Scores)						
Attention Problems	M (53) (48-58)	M (37) (31-43) T (55) (50-60)	T (61) (57-65)			
Hyperactivity	M (48) (42-54) T (48) (44-53)	M (42) (36-48) T (46) (42-50)				
ADHD Probability Index	M (54) (48-60) T (58) (52-64)	M (41) (34-48) T (52) (46-58)				

On the BASC-3 Rating Scale, the majority of scales relating to attentional processing fell within the average range.

Summary of Attentional Processing

Sample's mother and teacher report concerns with Sample's ability to sustain his attention for long periods of time, lose his place doing school work, persevere through tough tasks and the careless mistakes he makes. Sample's selective and sustained attention was measured to be in the at expected range as was his attentional capacity. Sample did display some difficulty sustaining attention when

auditory information was long, such as a long sentence or story being read. This indicates that Sample may benefit from chunking of information in the classroom in order to maintain his attention, but overall, Sample displays adequate attentional capacity as well as adequate sustained and selective attention.

Facilitators/Inhibitors: Working Memory

Working memory is a memory system that underpins our capacity to keep things in mind when performing complex tasks. Information placed in working memory may come from sensory memory, short-term memory, or from long-term memory. The key component of a working memory task is the requirement for active manipulation of the information. Working memory has been shown to be a required cognitive process for components of reading, mathematics, and writing achievement in children.

Presenting Concerns: The Neuropsychological Processing Concerns Checklist for School-Aged Children & Youth – Third Edition (NPCC-3) was completed by: Raters: Mrs. Case (M) Mrs. Jones (T).

Working Memory (NPCC-3)	Severe	Moderate	Mild	Not Observed
Trouble following multiple step directions.			M T	
Loses track of steps/forgets what they are doing amid a task.			M T	
Loses place in the middle of solving a math problem.			M T	
Loses train of thought while writing.		T	M	
Trouble summarizing narrative or text material.		T	M	
Trouble remembering facts or procedures in mathematics.			M T	

Mrs. Case Says: "Sample's mother and teacher report numerous mild concerns with Sample's working memory. They both indicate that Sample has trouble following multiple step directions, loses track of where he is/what he's doing, loses his place while doing math or writing and has trouble remembering math steps and what he's read from a text. His mother shared that summarizing is the most challenging thing for Sample. He can read a chapter and know what it says, but is unable to put it down on paper and breaking down what he's learned into the import facts of points. While writing, he loses interest and rushes to get it done and will skip steps of assignments to get it down or forgets the steps completely. "

Current Levels of Functioning

Working Memory: Measures a student's ability to actively manipulate information retrieved from memory.

Working Memory							
Instrument – Subtest: Description	Well Below Expected	Below Expected	Slightly Below Expected	At Expected	Above Expected	Well Above Expected	Superior
Verbal Working Memory							
NEPSY-II Word List Interference Recall			(6)				
TAPS-4 Number Memory Reversed				(10)			
WISC-V Arithmetic				(8)			
WISC-V Digit Span Backward				(9)			
WISC-V Digit Span Sequencing				(11)			
WISC-V Letter-Number Sequencing			(7)				
WRAML3 Verbal Working Memory				(8)			
Visual Working Memory							
WISC-V Picture Span				(8)			
WRAML3 Visual Working Memory		(5)					

Sample presented with slightly below expected to expected verbal working memory abilities and below expected to expected visual working memory abilities.

Sample presented with expected abilities when asked to repeat back numbers in reverse order, repeat numbers in sequential order, solve basic addition problems mentally and recall the order of pictures he had previously seen.

Sample had slight difficulty when asked to recall a list of words after hearing a second list of words and slight difficulty when asked to recall back a series of numbers and letters in a specific order. Sample appeared to have some difficulty when asked to recall information following specific rules, as if remembering the information and applying the rules to that information overloaded what he was able to hang on to and manipulate. Sample had difficulty when asked to touch pictures after the examiner touched them following specific rules.

This indicates that in the classroom, Sample may become overwhelmed by information that he is required to retain and apply, so it may be beneficial for him to receive information chunked and rules, such as math steps, provided on a sheet for him to refer to as needed.

Summary of Working Memory

Sample's mother and teacher report mild concerns with Sample's ability to remain on task, follow steps while completing work, summarizing and retaining important learned information. Standardized assessments indicate that Sample has slightly below expected to expected verbal working memory abilities and below expected to at expected visual working memory. Sample presented with challenges when asked to retain information and apply specific rules which requires him to mentally manipulate the information before repeating it back. Sample appeared to have challenges applying the manipulation rules. This indicates that in the classroom, Sample may have challenges when asked to mentally manipulate information or recall new learned rules and apply those rules to answer questions or solve problems. Sample may benefit from chunked information and having newly learned rules, such as math steps, written down to reference.

Facilitators/Inhibitors: Speed, Fluency, and Efficiency of Processing

The facilitators/inhibitors of speed, fluency, and efficiency of processing are composed of four subclassifications: performance fluency, retrieval fluency, acquired knowledge fluency, and fluency and accuracy. Performance fluency is the ability to quickly perform simple, repetitive tasks. Retrieval fluency is how quickly information can be retrieved from long-term memory. Retrieval fluency requires quick access to information stored in long-term memory. Acquired knowledge fluency relates to automaticity when performing reading, writing, and math tasks. Processing speed and fluency is also interpreted with the context of performance accuracy.

Presenting Concerns: The Neuropsychological Processing Concerns Checklist for School-Aged Children & Youth – Third Edition (NPCC-3) was completed by: Raters: Mrs. Case (M) Mrs. Jones (T).

Speed, Fluency, and Efficiency of Processing Functions	Severe	Moderate	Mild	Not Observed
Processing Speed and Fluency Difficulties				
Takes longer to complete tasks than others the same age.		M T		
Slow reading that makes comprehension difficult.		T	M	
Homework takes too long to complete.		T	M	
Requires extra time to complete tests.		T	M	
Responds slowly when asked questions.			M T	
Acquired Knowledge Fluency - Reading Fluency Difficulties				
Has a limited reading vocabulary.			M T	
Difficulty reading quickly and accurately.		T	M	
Slow and deliberate reader.			M T	
Difficulty using appropriate phrasing and expression while reading.			M T	
Acquired Knowledge Fluency - Writing Fluency Difficulties				
Takes a long time to write even simple sentences		M T		
Develops an organized sequence in writing that is easy to follow.		T	M	
Maintains a clear and sustained focus on the main writing topic			T	M
Acquired Knowledge Fluency - Mathematics Fluency Difficulties				
Takes a long time to solve simple math problems.			M T	
Difficulty pulling basic math facts out of memory quickly.			M T	
Processing Speed with Accuracy Difficulties				
Does not do well on timed tests.		T	M	
Difficulty recalling information accurately and quickly.			M T	

Mrs. Case Says: "Sample's mother and teacher report mild to moderate concerns with Sample's fluency and processing speed. His mother shared that this is her biggest area of concern- Sample takes longer than most to complete tests and assignments, even when they're computer based- he will rush just to get through them. If there's time on a test, he feels pressure and stress which causes him to have trouble thinking. Reading comprehension is challenging because he has to slow down which makes him feel like it's taking forever so he becomes frustrated. Sample is able to speak very articulately but struggles to put that into writing and memorization of math facts, formulas and equations are challenging for him. "

Current Levels of Functioning

Performance Fluency: Measures the student's ability to quickly perform simple repetitive tasks.

Performance Fluency							
Instrument – Subtest: Description	Well Below Expected	Below Expected	Slightly Below Expected	At Expected	Above Expected	Well Above Expected	Superior
Perceptual Fluency							
WISC-V Coding		(4)					
WISC-V Symbol Search				(8)			
Naming Fluency							

FAR Rapid Automatic Naming (RAN)				92		
NEPSY-II Inhibition Naming Combined	(2)					
• Completion Time		(5)				
• Naming Errors	< 2%					
○ Uncorrected Errors				26 - 50%		
○ Self-Corrected Errors		2 - 5%				
NEPSY-II Speeded Naming Combined			(7)			
• Completion Time			(7)			
• Total Correct				26 - 50%		
• Self-Corrected Errors		6 - 10%				
Oral Motor Fluency						
NEPSY-II Repetition of Nonsense Words Total				(10)		

Sample presented with below expected to at expected perceptual fluency, well below expected to at expected naming fluency and expected oral motor fluency. When Sample was asked to copy symbols paired with a shape, he performed in the below expected range, however when he was asked to match a target shape in a series, he performed in the expected range. Sample displayed challenges when asked to rapidly and accurately name shapes. Sample was able to accurately name the shapes, but had challenges when asked to name them with a specific rule in place. His time was slower than that of other peers and he made overall errors, specifically self-corrected errors. So, Sample realized he was making the errors and self-corrected, which indicates good self-monitoring skills. Sample was able to name a series of objects/number letters but did so slightly slower than other peers his own age as well as made more self-corrections. When asked to repeat back non-sense words, Sample performed in the expected range. Sample enjoyed this task- he laughed at some of the nonsense words and shared that some would make a good name for a WWE wrestler.

Retrieval Fluency: Measures the student's ability to quickly assess information from long-term memory.

Retrieval Fluency							
Instrument – Subtest: Description	Well Below Expected	Below Expected	Slightly Below Expected	At Expected	Above Expected	Well Above Expected	Superior
Word Fluency							
NEPSY-II Word Generation Initial Letter Total						(13)	
Semantic Fluency							
FAR Verbal Fluency					120 ¹		
NEPSY-II Word Generation Semantic Total				(11)			
WIAT-4 Oral Expression Oral Word Fluency					115		

¹ Based on grade norms not age norms.

Sample's word fluency and semantic fluency is measured to be in the at expected to well above expected range. Sample was asked to generate words starting with a specific letter or that fit into a specific category. Sample excelled at these tasks. He enjoyed doing them. This is noted as an area of strength for Sample. This indicates in the classroom that Sample is a quick thinker and can generate ideas well and can express them very well verbally.

Acquired Knowledge Fluency: Measures the degree to which reading, writing, and math is fairly automatic for a student.

Acquired Knowledge Fluency							
Instrument – Subtest: Description	Well Below Expected	Below Expected	Slightly Below Expected	At Expected	Above Expected	Well Above Expected	Superior
Fluency Summary Indices							
WIAT-4 Reading Fluency Composite			81				
Reading Fluency: Rapid Phonological Decoding							
FAR Isolated Word Reading Fluency			86 ¹				
FAR Oral Reading Fluency			81 ¹				
FAR Irregular Word Reading Fluency				91 ¹			
FAR Silent Reading Fluency Rate					111 ¹		
WIAT-4 Decoding Fluency				105			

WIAT-4 Oral Reading Fluency				94			
Reading Fluency: Rapid Morphological Decoding							
FAR Morphological Processing				85 ¹			
Writing Fluency							
• WIAT-4 Sentence Writing Fluency				84			
Mathematical Fluency							
WIAT-4 Math Fluency Composite				87			
• Math Fluency – Addition					90		
• Math Fluency – Subtraction				85			
• Math Fluency – Multiplication				83			

¹ Based on grade norms not age norms.

Sample's performance on measures of academic fluency was variable, ranging from slightly below expected to the expected range. Sample showed expected abilities in his ability to read a list of irregular words, read a passage silently and answer comprehension questions, decode words and read a passage out loud and answer comprehension questions

Sample had some challenges when asked to read a list of words or a paragraph quickly- he read them accurately, but took longer than expected to read them. He also had difficulty choosing the missing morpheme in a word, writing sentences fluently and solving subtraction and multiplication problems quickly. Sample was able to solve them, however it took him longer than other peers his age.

This indicates that in the classroom, Sample should be able to read both silently and out loud fluently as long as there are no time constraints placed on him. Sample will benefit from wait time when asked to do something and will benefit from not receiving timed tests/time limits.

Assessing Fluency with Accuracy: Measures the interaction between completion time on a task and accuracy. Some students slow down on tasks to be more accurate. Other students are very fast but make many errors. Ideally, students have average completion times with good accuracy.

Fluency with Accuracy						
Tests	Average to Low Numbers of Errors			High Number of Errors		
	Fast Completion Times	Average Completion Times	Slow Completion Times	Fast Completion Times	Average Completion Times	Slow Completion Times
NEPSY-II Speeded Naming		X				
NEPSY-II Inhibition Naming						X ⁹
NEPSY-II Inhibition Inhibition						X
NEPSY-II Inhibition Switching						X

⁹ The completion time may have been impacted by a large number of corrected errors.

Summary of Speed, Fluency, and Efficiency of Processing

Sample's mother and teacher report mild to moderate concerns with his fluency and processing speed. They noted that Sample takes longer to complete tasks than other students, he feels pressure and panics under time constraints and has trouble with reading comprehension. Sample has great articulation but struggles to show that in writing and has difficulty memorizing math facts, formulas and equations.

Sample presented with challenges in the areas of perceptual fluency and naming fluency as well as challenges with his phonological decoding fluency, morphological decoding fluency, writing fluency and math fluency. Sample had below expected abilities when asked to copy symbols under their corresponding numbers, quickly name shapes remembering specific rules, read a list of words and a paragraph quickly as well as solve subtraction and multiplication problems quickly. Sample presented with strengths in the areas of reading irregular words, silent and oral reading for comprehension, decoding and word and semantic fluency.

This indicates that in the classroom, Sample may have challenges when asked to complete timed tests, remember/recall newly learned rules to apply to problems. Sample will benefit from wait times as well as non-timed tests or time limits being placed on time. Extended time may also be beneficial for Sample.

Acquired Knowledge: Acculturation Knowledge

Acculturation Knowledge is a broad measure of factual information that is stored in long-term memory, also known as Semantic Memory.

Current Levels of Functioning

Semantic Memory: Measures knowledge of basic information retrieved from memory. Semantic memory has three subclassifications within the Integrated SNP/CHC Model: verbal comprehension, general information, and domain-specific knowledge.

Semantic Memory							
Instrument – Subtest: Description	Well Below Expected	Below Expected	Slightly Below Expected	At Expected	Above Expected	Well Above Expected	Superior
General Information							
WISC-V Information				(11)			

Summary of Acculturation Knowledge

Sample's acculturation knowledge is measured to be in the expected range. Sample's semantic memory was measured to be in the expected range as well. Sample was able to answer a series of questions which required him to access knowledge he's acquired over his lifetime.

This indicates that Sample is able to recall information he's learned over his lifetime so in the classroom, Sample should not have difficulties recalling information regarding general knowledge.

Acquired Knowledge: Language Abilities

We all live in a highly verbal society; therefore, language skills are necessary for successful academic and behavioral functioning in school-aged children. The language domain is categorized into Oral Expression and Listening Comprehension (receptive language).

Presenting Concerns (NPCC-3)

<p>Mrs. Case Says: "Sample's mother and teacher currently report no concerns with Sample's language functioning. Sample is able to speak clearly and concisely, with a well developed vocabulary. Sample is able to understand and comprehend what others are saying to him. Parent and teacher report Sample's language functioning is age appropriate at this time."</p>

Current Levels of Functioning

Overall Language Abilities: Composite scores measuring broad language abilities.

Overall Language Abilities							
Instrument – Subtest: Description	Well Below Expected	Below Expected	Slightly Below Expected	At Expected	Above Expected	Well Above Expected	Superior
WIAT-4 Oral Language Composite					115		

Sample's overall oral language was measured to be in the above expected range. Sample presented with well-developed oral expression and listening comprehension. This indicates in the classroom Sample will be able to articulate ideas and express himself well verbally. He also demonstrates adequate listening comprehension which in the classroom results in Sample being able to listen and comprehend information adequately.

Oral Expression – Vocabulary Knowledge: Measures knowledge of word meanings.

Oral Expression							
Instrument – Subtest: Description	Well Below Expected	Below Expected	Slightly Below Expected	At Expected	Above Expected	Well Above Expected	Superior
Vocabulary Knowledge and Oral Expression							
WIAT-4 Oral Expression				110			
• Expressive Vocabulary					117		
WISC-V Vocabulary					(13)		

Sample's oral expression, expressive vocabulary and overall vocabulary were measured to be in the expected to above expected range. Sample performed exceedingly well when asked to name pictures and give definitions of words. This indicates in the classroom Sample will be able to articulate his thoughts and be well-equipped to contribute meaningful information to discussions.

Receptive Language (Listening Comprehension): Measures the ability to understand spoken language.

Receptive Language (Listening Comprehension)

Instrument – Subtest: Description	Well Below Expected	Below Expected	Slightly Below Expected	At Expected	Above Expected	Well Above Expected	Superior
Receptive Language with Verbal Response							
TAPS-4 Listening Comprehension Index			89				
• Auditory Comprehension				(9)			
• Auditory Figure-Ground (Processing Oral Directions with background noise)			(7)				
• Processing Oral Directions (without background noise)				(9)			
WIAT-4 Listening Comprehension				110			
• Oral Discourse Comprehension				105			
• Receptive Vocabulary					112		
Receptive Language with Nonverbal Motor Response							
NEPSY-II Comprehension of Instructions Total				(8)			

Sample's receptive language was measured to be in the slightly below expected to expected range. Sample displayed slightly below expected when asked to listen to directions and recall those directions when there was distracting auditory stimuli, however when Sample was asked to listen to directions and recall them with no distracting auditory stimuli, he performed in the expected range. This indicates that Sample can become distracted by competing auditory stimuli when asked to listen to information, so in the classroom, attempts should be made to reduce competing auditory stimuli when Sample is being asked to remember information presented verbally. Providing a quiet setting for Sample to listen to directions will be important for him.

Summary of Language Functioning

Sample's mother and teacher reported no concerns with Sample's language functioning and this was seen on standardized measures as well. Sample presented with expected to above expected abilities when asked to use expressive language to identify and define words. His ability to comprehend verbal directions were in the at expected range, with the exception of listening to directions with background noise, which was a bit more challenging for Sample. When the background noise was removed, Sample was able to listen and recall the presented directions. This indicates that in the classroom, a quiet setting will be helpful for Sample to be able to understand and comprehend directions. Sample should not have difficulty expressing himself verbally and should be able to contribute meaningful information and engage in meaningful dialogue in classroom discussions.

Acquired Knowledge: Reading Achievement

Reading is essential for a child's success in school and beyond the walls of the classroom. Learning to read is a sequential process that involves decoding skills, comprehension, and fluency.

Presenting Concerns: The Neuropsychological Processing Concerns Checklist for School-Aged Children & Youth – Third Edition (NPCC-3) was completed by: Raters: Mrs. Case (M) Mrs. Jones (T).

Academic Functions: Reading	Severe	Moderate	Mild	Not Observed
Reading Decoding Difficulties				
Over-relies on sounding out most words when reading; even familiar words.			T	M
Reading Comprehension Difficulties				
Difficulty understanding what is read.			M T	
Difficulty identifying main elements of a story.		M T		
Appears distracted while reading.		M	T	
Misses important details while reading.		M T		
Reading: Attitudinal Issues				
Avoids reading activities.	M	T		
Appears anxious/uptight/nervous while reading.	M T			
Shows no interest in reading for information or pleasure.	M	T		

Mrs. Case Says: "Sample's mother and teacher report that Sample has difficulty understanding what he's read, he has difficulty identifying the main elements in a story, he gets distracted easily while reading, he misses important details, avoids reading and gets anxious and stressed while reading. Sample does not like to read for fun, but he did share that he likes graphic novels and comic books because he likes the pictures and would like to read comic books and graphic novels about WWE and wrestling if he could find them."

Current Levels of Functioning

Reading Achievement: Measures academic skills that require reading.

Reading Achievement

Instrument – Subtest: Description	Well Below Expected	Below Expected	Slightly Below Expected	At Expected	Above Expected	Well Above Expected	Superior
Reading Summary Indices							
FAR Phonological Index				91 ¹			
FAR Fluency Index				91 ¹			
FAR Mixed Index				90 ¹			
FAR Comprehension Index				92 ¹			
FAR Total Index				90 ¹			
WIAT-4 Dyslexia Index (4-12+)					111		
WIAT-4 Reading Composite				97			
Basic Reading Skills: Phonological Decoding							
FAR Nonsense Word Decoding				92 ¹			
WIAT-4 Basic Reading Composite				106			
WIAT-4 Decoding Composite				105			
WIAT-4 Phonological Processing Composite				100			
WIAT-4 Pseudoword Decoding				110			
WIAT-4 Phonemic Proficiency				102			
WIAT-4 Word Reading				93			
Basic Reading Skills: Orthographic Coding (taps immediate and working memory)							
FAR Orthographical Processing				99 ¹			
Reading Comprehension Skills							
FAR Semantic Concepts				93 ¹			
FAR Silent Reading Fluency - Comprehension			88 ¹				

¹ Based on grade norms not age norms.

Sample presented with slightly below expected silent reading fluency abilities and expected phonological decoding, orthographic coding and semantic concepts. This indicates that in the classroom Sample should be able to decode words while reading and does not display characteristics of dyslexia.

Sample's parent and teacher report that reading is challenging for Sample, however standardized assessments indicate Sample's abilities are in the expected range. It is noted that while completing standardized measures, Sample became anxious and would ask repeatedly if he was almost done with the testing. He shared that he does not like reading and would often fidget in his seat while reading silently and would play with paper or a pencil while reading out loud. He read out loud in a soft voice and would frequently slow down reading and read in a non-smooth manner.

Summary of Reading Achievement

Sample's mother and teacher report reading is a challenge for Sample. They report he has difficulty understanding what he's reading and identifying the main ideas of stories, misses important ideas and gets distracted while reading. Sample shared during standardized assessments that he does not like reading and became visibly anxious while reading. Standardized measures indicate that Sample's silent reading fluency is slightly below the expected range however his ability to decode, his semantic concepts and orthographic coding are in the expected range. In the classroom, Sample should be able to decode words and does not appear to have dyslexia at this time. Sample should be encouraged to find books of high interest to encourage him to read and should be explicitly taught how to find the main topics in a passage and either highlight, underline or write it down.

Acquired Knowledge: Written Language Achievement

Writing is important because it improves communication skills, creative thinking, and creativity. Writing is necessary for both school and work. Writing also helps the writer express ideas, beliefs, and personality.

Presenting Concerns: The Neuropsychological Processing Concerns Checklist for School-Aged Children & Youth – Third Edition (NPCC-3) was completed by: Raters: Mrs. Case (M) Mrs. Jones (T).

Academic Functions: Writing	Severe	Moderate	Mild	Not Observed
Writing: Expressive Language Functions				
Limited vocabulary for age; uses lots of easy words.		M T		
Difficulty putting ideas into words.		M T		
Uses simple sentence structure and lacks variety.		M T		
Produces poor spelling in writing.		M T		
Poor grammar in writing.		M T		
Writing: Attitudinal Issues				

Avoids writing activities.		M T		
Appears anxious/uptight/nervous while writing.		M T		
Shows no interest in writing activities.		M T		

Current Levels of Functioning

Written Language Achievement: Measures academic skills that require a written response.

Written Language Achievement							
Instrument – Subtest: Description	Well Below Expected	Below Expected	Slightly Below Expected	At Expected	Above Expected	Well Above Expected	Superior
Writing Summary Indices							
WIAT-4 Written Expression Composite			87				
Expository Composition							
WIAT-4 Sentence Composition				97			
• Sentence Building				92			
• Sentence Combining				104			
WIAT-4 Essay Composition			88				
Orthographic Spelling							
WIAT-4 Spelling			86				

Sample's overall written expression is measured to be in the slightly below expected range as is his essay writing and orthographic spelling. His sentence composition, sentence building and sentence combining is measured to be in the at expected range. This indicates that Sample is able to write meaningful sentences when given a target word and is able to appropriately combine sentences together while retaining the correct information. Sample presented with slight challenges when asked to spell words and when asked to write an essay telling about his favorite game, which he chose to write about wrestling.

Summary of Written Language Achievement

Sample's mother and teacher reports concerns with Sample's ability to express himself while writing- including his ability to put ideas down on paper and using expressive language while writing. They also reported Sample has difficulty with spelling and poor grammar when writing. Standardized assessments indicate that Sample had some challenges while writing an essay- he included a thesis statement, reasons to support his topic and used transition words, but failed to include a summary of the reasons he chose, did not support each reason with details or facts and struggled with paragraph structure. Standardized measures also indicate that Sample presented with slightly below expected spelling abilities. Sample presented with expected abilities to compose sentences, build sentences using a target word and combine sentences together. In the classroom, this indicates that Sample will be able to create adequate sentences but will have difficulty when asked to elaborate in his writing. Sample will benefit from having a word bank of words to choose from while writing for more descriptive choices, he will benefit from sentence starters, graphic organizers and a checklist of what needs to be included in an essay. Sample should be encouraged to write about topics he finds to be interesting and allowed to engage in free writing with no structure as a way to encourage getting ideas out of his head and down on paper.

Acquired Knowledge: Mathematics Achievement

Math is important in life because it is used to perform many different daily tasks, such as telling time, reading an odometer, counting change and to make strategic decisions in one's work life. Similarly, nearly every profession uses some form of math.

Presenting Concerns: The Neuropsychological Processing Concerns Checklist for School-Aged Children & Youth – Third Edition (NPCC-3) was completed by: Raters: Mrs. Case (M) Mrs. Jones (T).

Academic Functions: Mathematics	Severe	Moderate	Mild	Not Observed
Mathematics: Computational and Procedural Difficulties				
Forgets what steps to take when solving math problems (i.e., carrying in addition or borrowing in subtraction).			M T	
Makes computational errors.			M T	
Slow in solving math problems.		T	M	
Makes careless mistakes while solving math problems.			M T	
Mathematics: Verbal Difficulties				
Difficulty with retrieval of basic math facts.		M	T	
Difficulty solving story problems.		M T		
Mathematics: Attitudinal Issues				
Appears anxious/uptight/nervous when working with math.			M	T
Avoids math activities.			M	T
Show no interest in math.		T	M	

Mrs. Case Says: "Sample's mother and teacher report that Sample has challenges in math. He often forgets what steps to take while solving math equations, he sometimes makes computational errors, can be slow solving math problems, or rushes through and makes careless errors. He has difficulty with story problems and appears anxious while having to do math, avoids math and appears to be disengaged in math. Sample shared that he does not like math because he has trouble remembering what steps he needs to do and that there's too much to remember. His mother shared that Sample does exceptionally well with money and has great money handling skills. He is quick to figure out how much grocery or restaurant bills will be and is quick to determine what the correct change is. "

Current Levels of Functioning

Mathematics Achievement: Measures academic skills that require a written response.

Mathematics Achievement							
Instrument – Subtest: Description	Well Below Expected	Below Expected	Slightly Below Expected	At Expected	Above Expected	Well Above Expected	Superior
Mathematics Summary Indices							
WIAT-4 Mathematics Composite				101			
Mathematical Calculations							
WIAT-4 Numerical Operations			88				
Mathematical Reasoning							
WIAT-4 Math Problem Solving				107			

Sample displayed slightly below expected abilities in numerical operations and at expected math problem solving. Sample had some challenges when asked to solve math problems, but when he was asked practical math problems, he had more success in answering them correctly. In the classroom, Sample will benefit from having a "cheat sheet" of common math formulas and steps to take while solving math problems. Access to a calculator will be beneficial for Sample as well as allowing him extended time on tests and discouraging the use of timed math tests.

During standardized math assessments, Sample appeared to be anxious while asked to solve math problems. He fidgeted and would become distracted and want to share information not related to math with the examiner. He would frequently ask if he was almost done with math problems and appeared to visibly relax when he completed the math assessments.

Summary of Mathematics Achievement

Sample's mother and teacher report concerns with Sample's math abilities. They report he has difficulty remembering what steps to take while solving a math problem, makes computational errors and careless errors, story problems are challenging and he can be slow to solve problems. Standardized assessments indicate that Sample's math calculation skills are in the slightly below expected range and his math problem solving of practical math problems are in the expected range.

In the classroom, Sample may benefit from having a paper with common math equations and formulas, steps to take to solve math problems, access to a calculator and extended time on math tests. Sample will not benefit from timed math tests, as these can cause his anxiety which will impact his ability to perform adequately on the tests. Sample may also benefit from repetition of how to solve math equations.

Social-Emotional Functioning and Adaptive Behaviors

We live in a social world made up of a variety of social relationships. Social-emotional functioning relates to an individual's mental health. Adaptive behaviors are a collection of practical skills that are learned to assist in everyday functions.

Current Levels of Functioning

Social Perception							
Instrument – Subtest: Description	Well Below Expected	Below Expected	Slightly Below Expected	At Expected	Above Expected	Well Above Expected	Superior
NEPSY-II Affect Recognition Total				(12)			
• Total Happy Errors				26 - 50%			
• Total Sad Errors				51 - 75%			
• Total Neutral Errors						> 75%	
• Total Fear Errors				51 - 75%			
• Total Angry Errors				51 - 75%			
• Total Disgust Errors				51 - 75%			

NEPSY-II Theory of Mind Total				51 - 75%	
• Theory of Mind Verbal Score				51 - 75%	

Sample's social perception and his ability to take the perspective of others and recognize emotions on faces was measured to be in the at expected range. Sample was able to accurately take others perspectives and identify emotions (happy, sad, neutral, fear, angry, disgust) when shown a picture.

Raters: Mrs. Case (M) Mrs. Jones (T) Sample Case (S)

Behavior Assessment System for Children, Third Edition (BASC-3) - Ratings						
Scale	Average		At-Risk		Clinically Significant	
	First Group	Second Group	First Group	Second Group	First Group	Second Group
First Group Comparison: General Norms Gender Combined						
Second Group Comparison: ADHD Norms Gender Combined						
Clinical Scales (T-Scores)						
Externalizing Problems	M (50) (47-53) T (45) (42-48)					
• Aggression	M (47) (42-52) T (45) (40-50)					
• Conduct Problems	M (54) (49-59) T (43) (38-48)					
Internalizing Problems	M (55) (52-59) T (44) (40-48)				S (71) (68-74)	
• Anxiety	T (47) (41-53)		M (67) (62-72)		S (70) (65-75)	
• Depression	M (54) (49-59) T (44) (38-50)		S (62) (56-68)			
• Somatization	M (41) (36-46) T (44) (38-50) S (53) (45-61)					
Behavioral Symptoms Index	M (51) (48-54) T (50) (47-53)					
• Atypicality	M (57) (52-62) T (56) (50-62)		S (68) (61-75)			
• Locus of Control			S (65) (58-73)			
• Withdrawal	M (48) (42-54) T (48) (42-54)					
Emotional Symptoms Index						
• Sense of Inadequacy					S (77) (70-84)	
School Problems	S (59) (54-64)					
• Learning Problems			T (64) (58-70)			

● Attitude to School	S (53) (46-60)					
● Attitude to Teachers	S (53) (46-60)					
Adaptive Scales (T-Scores)						
Adaptive Skills	M (48) (45-51)					
● Adaptability	M (46) (41-51) T (55) (50-60)					
● Social Skills	M (58) (53-63)		T (38) (34-42)			
● Leadership	M (43) (37-49)		T (36) (31-41)			
● Activities of Daily Living	M (47) (40-54)					
● Functional Communication	M (45) (39-51)		T (34) (28-40)			
● Study Skills	T (43) (40-47)					
Personal Adjustment			S (37) (33-41)			
● Relations with Parents			S (30) (25-35)			
● Interpersonal Relations	S (45) (38-52)					
● Self-Esteem	S (40) (34-47)					
● Self-Reliance	S (45) (38-52)					
Content Scales (T-Scores)						
Anger Control	M (49) (43-55) T (46) (40-52)					
Bullying	M (46) (42-50) T (44) (39-49)					
Developmental Social Disorder	M (49) (44-54) T (59) (54-64)					
Emotional Self-Control	M (51) (46-56) T (46) (41-51)					
Executive Functioning	M (54) (50-59) T (57) (54-60)					
Negative Emotionality	M (52) (46-58) T (41) (36-46)					
Resiliency	M (44) (40-49)		T (39) (35-43)			
Ego Strength			S (35) (28-42)			
Mania	S (59) (52-66)					
Test Anxiety			S (68) (60-76)			
Probability Indices (T-Scores)						
Autism Probability Index	M (54) (49-59)					

	T (58) (52-64)					
Emotional-Behavior Disordered (EDB) Probability Index	M (46) (41-51) T (57) (53-61)					
Functional Impairment Index	M (49) (45-53) T (46) (43-50)					

Sample's mother reports at risk concerns with Sample's anxiety. She reported that Sample often worries, is easily stressed, worries about what teachers think, says he's not good at things, worries about making mistakes and things that can't be changed, says he's afraid of making a mistake and says that tests make him nervous. She also shared that Sample has poor self-talk, he's exposed to high conflict parenting and can get stressed and lost very quickly, has test anxiety, poor reading comprehension skills, doesn't believe in himself and has difficulty expressing himself in any form. She also shared that he is social, friendly, capable, a hard worker, a good listener, flexible, open minded, kind, attentive, sensitive, well spoken, communicates well is aware of what he's feeling, aware of others feelings and tries to please others.

Sample's teacher reports at risk concerns with Sample's attention, learning, and resiliency. She reported that Sample is sometimes easily distracted, often has a short attention span, often makes careless mistakes, sometimes is disorganized and is often distracted from classwork and that he often has spelling problems and keeping up in class and that he sometimes does not complete tests and has some reading problems. She also reported that Sample is creative and engaged and confident when he is interested in the materials being learned.

Sample reports at risk concerns with his sensation seeking, atypicality, locus of control, ego strength and test anxiety. He reports clinically significant concerns with his social stress, anxiety and sense of inadequacy. He indicated that he feels he has a short attention span and he forgets to do things, has trouble paying attention to what he is doing, he is easily distracted and has a hard time concentrating. He also reported that he likes taking risks, likes doing dares, feels like others think he's strange, does things over and over. He noted that he feels like his parents (father) blames too many of his problems on him, things go wrong even when he tries hard, people get mad at him even when he doesn't do anything wrong, his friends have more fun than he does, he feels left out of things, he feels that others seem to ignore him or act as if they don't hear him, he worries a lot the times, he feels stressed, nervous and anxious, feels that he never gets anything right, has trouble thinking while taking tests, fails at things and is disappointed in his grades.

Summary of Social-Emotional Functioning and Adaptive Behaviors

Sample's mother reports concerns with Sample's low self-esteem, negative self-talk, exposure to high conflict parenting and worries that he is often anxious and depressed. Standardized measures indicate that Sample is able to adequately recognize emotions in others and is able to take other people's perspectives. Rating scales given to Sample's mother, teacher and himself indicate concerns mild to clinically significant social emotional concerns as well as numerous social emotional strengths. Sample's mother reports concerns with his anxiety, his teacher reports concerns with his attention, learning and resiliency and Sample reports concerns with his sensation seeking, atypicality, locus of control, ego strength, test anxiety, social stress, anxiety and sense of inadequacy.

Sample has numerous strengths including being social, friendly, capable, a hard worker, a good listener, flexible and open minded, kind and well spoke, aware of his feelings and others and creative.

In the classroom, Sample will benefit from frequent check-ins and frequent positive praise. Sample would be aware of when tests are occurring and Sample may benefit from having a dedicated person on campus to talk to, his case manager, counselor, social worker and school psychologist. Sample will benefit from learning what triggers his anxiety and coping skills to mediate those anxious feelings. He may benefit from receiving school-based counseling and mother may want to consult with Sample's pediatrician regarding outside therapy to address his anxiety.

Summary

Sample is a 13 year 11-month old young man currently enrolled at Seven Springs Middle School. He is enrolled in the 7th grade in a general education classroom. Sample was referred for a school neuropsychological evaluation by the IEP team due to continuing concerns with his reading, processing and comprehension in all academic subjects. Despite accommodations including extended time on work, 1:1 teacher help, tutoring and preferential seating, Sample continues to have difficulties in all academic areas with the most difficulty being reported in English Language Arts and Social Studies. His mother and teacher reported that reading and reading comprehension is hard for Sample, as well as remembering and memorizing Social Studies information, math equations and formulas.

Throughout this assessment, Sample displayed numerous strengths. Sample is a smart and capable young man who is described as social, friendly, capable, a good listener, a hard worker, flexible, kind and open-minded. Sample shared that he is a good friend and he likes being active and playing sports. He is a responsible young man with animals at home that he takes care of. On standardized measures, Sample displayed strengths with visual scanning, recognizing spatial configurations, discriminating between shapes and visually matching shapes. His auditory processes are well developed and he is able to break words apart and manipulate words and sounds. His verbal memory is at expected levels and he learns information when it's presented verbally and when semantic cues are provided to help him recall previously learned information. Sample displayed strengths in his ability to articulate and describe abstract

concepts and use inductive and deductive reasoning. Sample also displayed well developed self-monitoring skills. Sample displayed adequate and age appropriate sustained and focused attention. When Sample's working memory was assessed, he displayed at expected abilities with his verbal working memory. Sample's semantic memory and acculturation knowledge is in the expected range. Sample's receptive and expressive language is in the expected range for his age. Sample's semantic concepts and orthographic coding is in the expected range and at this time, Sample does not present as a child with dyslexia. In the area of math, Sample demonstrated age-appropriate skills in math problem solving.

With the strengths Sample displayed, in the classroom Sample should be able to utilize manipulatives and complete tasks which require visual discrimination such as math and geometry. Sample will be able to recall information he has just learned when it is presented orally and will be able to recall information when provided with cues. Academics that require inductive and deductive reasoning will be an area Sample should do well in. Sample should be able to sustain attention to classroom discussions and presented materials with no challenges, though chunking of information is beneficial for Sample, as well as all students. Sample should have no difficulties when asked to recall general information he's learned over his lifetime and he should not have difficulty expressing himself verbally, articulating his thoughts and should be able to contribute meaningful information and engage in meaningful dialogue in classroom discussions.

Throughout this assessment, areas of weakness were discovered which impact his classroom performance and abilities. Sample's mother and teacher report concerns with Sample's anxiety, depression, learning and resiliency. Sample shared that he wishes he had a longer attention span because when there is a lot of work in the classroom, he has trouble focusing. Sample also reported concerns with his locus of control, ego strength, social stress, anxiety, test anxiety, and sense of inadequacy. On standardized assessments Sample demonstrated weaknesses with his visual motor integration and visual scanning when paired with motor coordination. He displayed challenges with immediate visual memory as well as with his delayed visual and verbal memory. Sample had difficulty when he was asked to recall information that was presented visually as well as when asked to recall information he had learned both visually and verbally after a period of time had passed. Sample also displayed a weakness in the area of cognitive flexibility. Sample presented with challenges when asked to remember specifically learned rules and apply those rules and parameters to a specific situation or stimuli. When Sample's visual working memory was measured, he displayed below expected abilities. It was hard for Sample to recall information following specific rules, as if remembering the information and applying the learned rules to that information overloaded what he was able to remember and manipulate. Sample presented with challenges in the areas of perceptual fluency and naming fluency as well as challenges with his phonological decoding fluency, morphological decoding fluency, writing fluency and math fluency. Writing is noted to be an area of slight challenge for Sample, especially when asked to write paragraphs. In the area of math, Sample displayed slightly below expected abilities in math calculation.

In the classroom Sample may display challenges when asked to take notes, copy from a book/the board, scan a worksheet or solve math worksheets. Scanning and utilizing motor coordination such as note taking and writing may be challenging. Being asked to recall learned visual information immediately after learning, or recalling information learned either visually or verbally after a period of time will be challenging for Sample. Sample may have trouble shifting his thoughts and cognitive processes from one task to another and he may have challenges when asked to complete timed tests, remember/recall newly learned rules to apply to problems. Reading informative texts may be challenging for Sample, as he may not retain the information read. Writing essays and solving math problems may also be challenging for Sample. Sample's negative self-talk, anxiety and low self-esteem, may prevent him from asking questions or speaking up in class. This may also prevent him from engaging with classmates during small group activities and reaching out to the teacher with questions.

This report sought to answer the following questions:

1. How is Sample's learning disability impacting his academic performance and what interventions can be utilized to support Sample with the level of support he requires?
2. Sample presents with weaknesses in the cognitive areas of: visual motor integration, visual scanning when paired with motor coordination; immediate visual memory; delayed visual and verbal memory; cognitive flexibility; visual working memory; perceptual fluency; naming fluency; phonological decoding fluency and morphological fluency; social stress; anxiety; test anxiety and a sense of inadequacy. He displayed academic weaknesses in the following areas: writing fluency; math fluency; writing tasks and math calculations.
3. In the classroom Sample may have difficulty when asked to take notes, copy notes from a book or board, scan and solve a worksheet, recall learned visual information, recall learned verbal and visual information after some time has lapsed- such as between class periods or from day to day, shifting thoughts and cognitive processes from one task to another, completing timed tests, remembering and recalling newly learned rules to apply to problems, reading informative texts, writing essays/essay answers and solving math problems. Sample may also have challenges if he needs to ask questions in class, speak up in class, engage in conversations with peers during small group activities and reaching out to the teacher with questions or to clarify something.
4. The following interventions may be beneficial to Sample. Pairing of visual and verbal information; semantic cues to help him recall information; repetition of materials to assist with encoding; typing/writing assignments in a planner; checklists of work to be completed; discussions of "why" when presented with new or novel rules; "cheat sheets" of math formulas/equations and writing steps; chunking of information; wait time by teacher for responses; positive encouragement when he speaks up in class, provides dialogue to a class conversation or attempts to respond to a question. Please see intervention strategies below for a complete list of interventions and recommendations for Sample.
5. How does Sample's attentional difficulties and possible executive functioning weaknesses impact his classroom performance in all areas of academics?
6. Sample presented with average attention, however he presented with weaknesses in his executive functioning. Sample presented with difficulty with his cognitive flexibility when learning new and novel rules and stimuli as well as his ability to cognitively shift between tasks. In the classroom, this will impact him in all areas of academics, as he will have trouble

shifting from one thought and task to another as well as any task that requires cognitive flexibility, such as learning new rules and applying those to tasks. For interventions to address executive functioning weaknesses, please see intervention strategies below.

7. Does Sample present with memory weaknesses and if so, how do these weaknesses impact his ability to learn new information and retain learned information?
8. Sample presented with weaknesses in his visual working memory as well as with his immediate visual memory and delayed visual and verbal working memory. In the classroom, this indicates that in all subject areas, Sample will have a difficult time recalling information learned visually as well as recalling information after an elapsed time. For interventions to address memory weaknesses please see intervention strategies below.

Diagnostic Impressions

Specific Learning Disabilities (SLD):

Federal (a) P.L. 108-476 (IDEIA), Title 34, CFR 300.8(c)(10) Definitions “Specific learning disability” is defined as follows: General. The term means a disorder in one or more of the basic psychological processes involved in understanding or in using language, spoken or written, that may manifest itself in an imperfect ability to listen, think, speak, read, write, spell, or to do mathematical calculations, including conditions such as perceptual disabilities, brain injury, minimal brain dysfunction, dyslexia, and developmental aphasia. Disorders not included. The term does not include learning problems that are primarily the result of visual, hearing, or motor disabilities, of intellectual disabilities, of emotional disturbance, or of environmental, cultural, or economic disadvantage.

(a). California Education Code Section 56337. CCR, Title 5, Section 3030 (b). A specific learning disability exists in students with an Otherwise Normal Cognitive Ability Profile (ONCAP) who possess unexpected underachievement in one or more of the eight achievement areas which is explained by one or more of the domain-specific processing weakness, both of which are outlined in California Ed. Code (CCR Title 5 Section 3030 (j)).

Consistent with California Education Code, the ***** Unified School District Special Local Plan Area (SELPA) has endorsed the use of the Pattern of Strengths and Weaknesses (PSW) model for identifying a Specific Learning Disability (SLD). For students for whom a special education eligibility of SLD is being considered, using the PSW approach, the following is examined:

Yes **No** The student exhibits a pattern of cognitive or processing strengths, indicated by a pattern of abilities in the average or above ranges.

Utilizing a cross battery approach and pattern of strengths and weaknesses, Sample does demonstrate a pattern of processing strengths indicating an otherwise normal cognitive ability profile.

Yes **No** The student exhibits both significant cognitive and academic weakness(es).

Specify academic area(s): Oral Expression Listening Comprehension **Written Expression (yes)** Basic Reading Skills **Reading Fluency (yes)** Reading Comprehension **Mathematical Calculation (yes)** Mathematical Reasoning/Problem Solving

Specify cognitive area(s): Attention/Concentration (may include ADHD) **Visual Processing/Orthographic Awareness (yes)** Auditory Processing/Phonological Processing Sensory Motor Skills

Cognitive Abilities, including (yes): Association (yes) Conceptualization (yes) Expression Memory (yes)

Yes **No** A research-based link exists between the cognitive and academic weakness(es).

Based on a review of existing literature of the most likely psychological processes involved in each area of academic achievement, the following indicates a relationship between the processing deficit and academic area. Evidence of a research-based link exists between the following processing areas and academic weaknesses:

- Memory: written expression; reading fluency; mathematical calculation
- Visual Processing (Visual Scanning): written expression; reading fluency; mathematical calculation
- Association/Conceptualization: written expression; reading fluency; mathematical calculation

Yes **No** The student requires special education to access the core curriculum.

Additional considerations for Specific Learning Disability eligibility:

Yes **No** Lack of progress is due primarily to limited school experience or poor school attendance.

Yes **No** Lack of progress is due primarily to environmental or cultural differences or economic factors.

Yes **No** Lack of progress is due primarily to intellectual disabilities or emotional disturbance.

Yes **No** Lack of progress is due primarily to a visual, hearing, or motor disability.

Yes **No** Lack of progress is due primarily to limited English proficiency.

Yes **No** Lack of progress can be corrected through other regular or categorical services offered within the regular instructional program.

Yes **No** Lack of progress is due to a lack of appropriate instruction.

Discussion: Based on the data that was gathered, it is reasonable to conclude that one or more of the above exclusionary factors do not greatly contribute to the student's observed learning difficulties. Based on the information indicated above, Sample DOES appear to meet the eligibility requirements for special education under the classification of Specific Learning Disability using the Pattern of Strengths and Weaknesses (PSW) Model due to processing deficits in the areas of Visual Processing, and Cognitive Abilities, specifically-Association and Conceptualization.

Final special education eligibility will be an IEP team decision.

DSM-5: Specific Learning Disorder in Reading (315.00), Written Expression (315.2), and Mathematics (315.1)

A. Difficulties learning and using academic skills, as indicated by the presence of at least one of the following symptoms that have persisted for at least 6 months, despite the provision of interventions that target those difficulties:

1. Inaccurate or slow and effortful word reading.
2. Difficulty understanding the meaning of what is read.
3. Difficulties with spelling.
4. Difficulties with written expression.
5. Difficulties mastering number sense, number facts, or calculation.
6. Difficulties with mathematical reasoning.

B. The affected academic skills are substantially and quantifiably below those expected for the individual's chronological age, and cause significant interference with academic or occupational performance, or with activities of daily living, as confirmed by individually administered standardized achievement measures and comprehensive clinical assessment.

C. The learning differences begin during school-age years but may not become fully manifest until the demands for those affected academic skills exceed the individual's limited capacities.

D. The learning difficulties are not better accounted for by intellectual disabilities, uncorrected visual or auditory acuity, other mental or neurological disorders, psychological adversity, lack of proficiency in the language of academic instruction, or inadequate educational instruction.

Discussion: Sample presents with a Specific Learning Disorder with impairments in reading (reading fluency and reading comprehension; 315.00) with mild symptoms, written expression (spelling, content generation and punctuation accuracy; 315.2) with mild symptoms, and mathematics (memorization of arithmetic facts and accurate or fluent calculation; 315.1) with mild symptoms.

Generalized Anxiety Disorder 300.02 (F41.1)

A. Excessive anxiety and worry (apprehensive expectation), occurring more days than not for at least 6 months, about a number of events or activities (such as work or school performance).

B. The individual finds it difficult to control the worry.

C. The anxiety and worry are associated with three (or more) of the following 6 symptoms (with at least some symptoms having been present for more days than not for the past 6 months):

1. Restlessness, feeling keyed up or on edges.
2. Being easily fatigued.
3. Difficulty concentrating or mind going blank.
4. Irritability.
5. Muscle tension.
6. Sleep disturbance (difficulty falling or staying asleep, or restless, unsatisfying sleep).

D. The anxiety, worry, or physical symptoms cause clinically significant distress or impairment in social, occupational, or other important areas of functioning.

E. The disturbance is not attributable to the physiological effects of a substance (e.g., drug of abuse, a medication) or another medical condition (e.g., hyperthyroidism).

F. The disturbance is not better explained by another medical disorder (e.g., anxiety or worry about having panic attacks in panic disorder, negative evaluation in social anxiety disorder [social phobia], contamination or other obsession in obsessive-compulsive disorder, separating from attachment figures in separation anxiety disorder, reminders of traumatic events in posttraumatic stress

disorder, gaining weight in anorexia nervosa, physical complaints in somatic symptoms disorder, perceived appearance flaws in body dysmorphic disorder, having a serious illness in illness anxiety disorder, or the content of delusional beliefs in schizophrenia or delusional disorder.

Discussion: Sample presents with Generalized Anxiety Disorder. Sample reports anxiety and worry which has been prevalent for longer than 6 months. The presented anxiety and worry is related to school, his school performance and tests. Sample presents with restlessness, fatigue and difficulty concentrating as reported by Sample and his mother.

Intervention Strategies and Recommendations

Recommendations for the School

1. To improve Sample's Learning and Memory:
 - a. Utilize multiple modalities when teaching new concepts to facilitate verbal/nonverbal encoding. Use consistent instructional routines to help the student organize information to optimize encoding. Use pictures to help form associations. Activate prior knowledge when teaching new information. Use imagery to facilitate learning of new material. Provide repetition and review of new content to aid in retention. Pairing visual with verbal information. Providing semantic cues. Providing repetition of new materials.
2. To improve Sample's Cognitive Flexibility:
 - a. Encourage verbal discussion of different topics within the classroom to promote verbal cognitive flexibility and expose students to varying views and divergent thinking patterns. Utilize verbal games for the improvement of cognitive flexibility (Veranda & Fernandez 2017). Provide opportunities for collaborative groups, inquiry, trial and error, and discovery within the classroom.
3. To improve Sample's Reading Skills:
 - a. Sample should be encouraged to find books of high interest to encourage him to read and should be explicitly taught how to find the main topics in a passage and either highlight, underline or write it down.
4. To improve Sample's Writing Skills:
 - a. Sample will benefit from having a word bank of words to choose from while writing for more descriptive choices, he will benefit from sentence starters, graphic organizers and a checklist of what needs to be included in an essay. Sample should be encouraged to write about topics he finds to be interesting and allowed to engage in free-writing with no structure as a way to encourage getting ideas out of his head and down on paper.
5. To improve Sample's Math Skills:
 - a. Explicitly teach math strategies; provide common math equations/formulas; use of a calculator; math problem solving steps; extended time on math tests and homework.
6. To improve Sample's Social-Emotional Functioning (Anxiety):
 - a. Encourage coping skills to manage anxiety symptoms. Have Sample seek out support form the school psychologist or guidance counselor. Encourage taking a break. Encourage problem solving. Have Sample engage in an enjoyable activity.

Recommendations for the Home

1. To improve Sample's Learning and Memory:
 - a. Utilize multiple modalities when teaching new concepts to facilitate verbal/nonverbal encoding. Use consistent instructional routines to help the student organize information to optimize encoding. Use pictures to help form associations. Activate prior knowledge when teaching new information. Use imagery to facilitate learning of new material. Provide repetition and review of new content to aid in retention. Pairing visual with verbal information. Providing semantic cues. Providing repetition of new materials.
2. To improve Sample's Executive Functions (Cognitive Flexibility):
 - a. Encourage verbal discussion of different topics within the classroom to promote verbal cognitive flexibility and expose students to varying views and divergent thinking patterns. Utilize verbal games for the improvement of cognitive flexibility (Veranda & Fernandez 2017). Provide opportunities for collaborative groups, inquiry, trial and error, and discovery within the classroom.
3. To improve Sample's Reading Skills:
 - a. Sample should be encouraged to find books of high interest to encourage him to read and should be explicitly taught how to find the main topics in a passage and either highlight, underline or write it down.
4. To improve Sample's Writing Skills:
 - a. Sample will benefit from having a word bank of words to choose from while writing for more descriptive choices, he will benefit from sentence starters, graphic organizers and a checklist of what needs to be included in an essay. Sample should be encouraged to write about topics he finds to be interesting and allowed to engage in free writing with no structure as a way to encourage getting ideas out of his head and down on paper.
5. To improve Sample's Math Skills:
 - a. Explicitly teach math strategies; provide common math equations/formulas; use of a calculator; math problem solving steps; extended time on math tests and homework.
6. To improve Sample's Social-Emotional Functioning (Anxiety):
 - a. Encourage coping skills to manage anxiety symptoms. Have Sample seek out support form the school psychologist or guidance counselor. Encourage taking a break. Encourage problem solving. Have Sample engage in an enjoyable activity. Consult with pediatrician on the possibility of an outside therapist's support.

Recommendations for the Student

1. To improve Sample's Learning and Memory:

- a. Utilize multiple modalities when teaching new concepts to facilitate verbal/nonverbal encoding. Use consistent instructional routines to help the student organize information to optimize encoding. Use pictures to help form associations. Activate prior knowledge when teaching new information. Use imagery to facilitate learning of new material. Provide repetition and review of new content to aid in retention. Pairing visual with verbal information. Providing semantic cues. Providing repetition of new materials.
2. To improve Sample's Executive Functions (Cognitive Flexibility):
 - a. Encourage verbal discussion of different topics within the classroom to promote verbal cognitive flexibility and expose students to varying views and divergent thinking patterns. Utilize verbal games for the improvement of cognitive flexibility (Veranda & Fernandez 2017). Provide opportunities for collaborative groups, inquiry, trial and error, and discovery within the classroom.
3. To improve Sample's Reading Skills:
 - a. Find books of high interest read and you should be explicitly taught how to find the main topics in a passage and either highlight, underline or write it down.
4. To improve Sample's Writing Skills:
 - a. A word bank of words to choose from while writing for more descriptive choices, utilize teacher provided sentence starters, graphic organizers and a checklist of what needs to be included in an essay. Journal about topics you find to be interesting and engage in free writing with no structure as a way to encourage getting ideas out of your head and down on paper.
5. To improve Sample's Math Skills:
 - a. Explicitly teach math strategies; provide common math equations/formulas; use of a calculator; math problem solving steps; extended time on math tests and homework.
6. To improve Sample's Social-Emotional Functioning (Anxiety):
 - a. Identify anxiety triggers, find coping skills to manage anxiety symptoms, seek out support from the school psychologist or guidance counselor. Take a break when feeling overwhelmed or frustrated. Find and engage in enjoyable activities.
1. sdfsd
2. sdfsd
 - a. sdfsd
 - b. sdfsd
 - c. sdfsd
3. asdfasdf
4. asdfsd

Signature

Date

Seymore Children, Ph.D.
School Neuropsychologist

6/5/2023